

# EARLY MODERN ACADEMIES, UNIVERSITIES AND GROWTH

Chiara Zanardello

LIDAM Discussion Paper IRES  
2024 / 12



# Early Modern Academies, Universities and Growth\*

Chiara Zanardello

IRES/LIDAM, UCLouvain.

This version: November 14, 2024.

## Abstract

Knowledge production is vital to modern progress, but what about the past? Pre-industrial European academic institutions are often assumed to have been flawed, with misallocated resources and talent. In this paper, I examine the role of academies, dynamic and scientifically oriented institutions that emerged between 1650 and 1800. Using new data on historical European academia and advanced difference-in-difference methods, I find that academies contributed to long-term urban growth. Exploiting individual-level data on scholars, I further show that literary academies had no long-term effect, whereas scientific academies led to persistent growth. Finally, I demonstrate that academies had positive spillover effects, both on the growth of neighboring cities and on the quality of pre-existing universities. Altogether, I provide the first empirical evidence of the pivotal role scientific academies played in Europe's economic growth.

**Keywords:** Academies, universities, human capital, growth, science

**JEL Classification:** N13 , N23 , N33 , I23 , O31 , O47

---

\*You can find the most recent version of the paper here: [https://chiarazanardello.github.io/files/zanardello\\_jmp.pdf](https://chiarazanardello.github.io/files/zanardello_jmp.pdf).

*Correspondence:* chiara.zanardello@uclouvain.be

Place Montesquieu 3, 1348 Louvain-la-Neuve, Belgium

# 1 Introduction

Today, we recognize the value of knowledge: human capital and innovation lead entire societies to grow and progress (Nelson & Phelps, 1966), and high-level innovation skills are essential in modern economies (Barro, 1991, 2001; Cohen & Soto, 2007; Hanushek & Woessmann, 2008). However, questions linger about the contribution of human capital to the major technological advances of the past due to mixed results and a lack of historical data (Bosker, Buringh, & Van Zanden, 2013). Early Modern educational institutions, such as universities and academies, aggregated high-level human capital and allocated talents to benefit local societies. Already at the end of the 17<sup>th</sup> century, institutional flaws in this allocation of resources and talents were already pointed out (Boissier, 1907; Murphy, Shleifer, & Vishny, 1991). In this debate, academies are often overlooked for their historical role to innovation. The main difference between universities and academies is in their intellectual perspective: the first followed traditional and Aristotelian views, while the latter started to diffuse innovative, empirical and Baconian approaches.

In this paper I study academies, universities and the interaction between the two. Firstly, I investigate their contribution to the Early Modern economic growth of European cities, from their creation until 1900. I aim to understand how these institutions allocated productive knowledge, if they wasted it, or if some were actually linked to higher economic growth. Additionally, I explore the connections between these innovative academies and traditional universities to unravel possible complementarities, studying how universities leveraged the presence of academies to modernize their structures and curricula.

Using new empirical evidence, I examine the proposal that a few, most skilled people were crucial for European development before the Industrial Era (Mokyr, 2005a; Mokyr & Voth, 2009). I do so by extending a unique database of academicians and university professors active in European educational institutions between 1000 and 1800 (de la Croix, 2021).

We have precise, extensive data that we can use to analyze the short-term impact of contemporary higher educational institutions (Bianchi & Giorcelli, 2020), but we cannot measure the long term effects of current investments in human capital. We can, however, use historical data to project how such investments might unfold in the future, based on patterns observed from the past. In this paper, I use a novel dataset to broaden the current perspective by collecting historical information and making a more precise projection of long run consequences (Cantoni & Yuchtman, 2014; de la Croix, Docquier, Fabre, & Stelter, 2023; Squicciarini & Voigtländer, 2015).

Between the 16<sup>th</sup> and 18<sup>th</sup> century European culture underwent significant change. New scientific methods and thinking emerged: scientific truths and procedures no longer relied on past authorities such as Aristotle or Ptolemy, but were constantly proved, reviewed, and challenged (Mokyr, 2016). Intellectuals throughout Europe brought their curiosity and academic methods under an umbrella of more dynamic and scientifically-oriented institutions known

as *academies*. These new organizations were alternatives to the traditional curricula of universities, which were created from the 12<sup>th</sup> and 13<sup>th</sup> century (Applebaum, 2000; McClellan, 1985). The new academies also differed from the primarily humanistic and informal academies that emerged during the Renaissance in the 15<sup>th</sup> century.

The institutional shift towards “New Science” can be traced to the founding of the *Accademia del Cimento* in 1657 in Florence. As one of the first Renaissance academies driven by scientific research and experiments, it paved the way for modern and innovative institutions (McClellan, 1985). Indeed, academies were committed to testing observed facts empirically based on longitudinal data, and to advocating more dynamic, accurate, and empirical research, which could lead to more practical discoveries and inventions (McClellan, 1985), a concept Mokyr refers to as “useful knowledge” (Mokyr, 2005a, p.287). Indeed, these institutions were devoted to the betterment of the local society, trying to solve everyday problems. While they did not ignore the wider world, their primary focus was improving the way of living of the hosting cities. By 1800, nearly every nation and urban center in Europe either hosted an academy or felt the influence of the academy movement and the spread of experimental thinking (McClellan, 1985). Hence, I examine the economic roles of academies and universities across time and space: understanding the distinctions and the interactions between these two types of institutions is essential for assessing the long-term impact of the scientific approach (de la Croix et al., 2023).

My data comes from a novel database on academicians and university professors, which is detailed in de la Croix (2021). This database, to which I contributed, covers the universe of scholars active in European Academia during the Early Modern Era. We collected micro-level information for every scholar. We tracked their movement through their appointments in different institutions, and from their birthplace to their place of death. We also defined their field of study, so that we can distinguish between scientific and literary institutions. I enlarge the database and improved the coverage of academies that used a scientific approach, and which appeared in McClellan (1985). The current database encompasses over seventy-six thousand scholars from more than 380 institutions (de la Croix, 2021).<sup>1</sup>

My main outcome variable is population at the city level (Buringh, 2021), which is usually taken as a proxy for historical economic development, as it is the case in the Malthusian model by Ashraf and Galor (2011). First, I present OLS regressions with city and time fixed effects showing simple correlations. The magnitudes associated with the presence of academies are always higher than those linked to the presence of universities, and both are positive and highly significant. These preliminary observations already indicate some relevance of innovative academies. However, these results also suffer from endogeneity issues, especially from reverse causality.

---

<sup>1</sup>Access the database at the following link: <https://shiny-lidam.sipr.ucl.ac.be/scholars/>

I use a difference-in-differences (DID) design to more accurately study the economic impact of academies' scientific approach. Including population data up to 1900, I first employ dynamic Two-Way Fixed Effects (TWFE) regressions to study the effects before and after the establishment of academies and universities. Nevertheless, traditional dynamic TWFE estimators may be biased when the event is staggered, occurring in different time periods in different cities (De Chaisemartin & D'haultfoeuille, 2023; Goodman-Bacon, 2021; Roth, Sant'Anna, Bilinski, & Poe, 2023). In my context, academies and universities were created in different centuries, introducing possible estimation biases. To address this concern, I employ recent difference-in-differences (DID) estimators. My primary outcomes are based on Sun and Abraham (2021), although I also present results using estimators developed by Callaway and Sant'Anna (2021) and by De Chaisemartin and d'Haultfoeuille (2024).<sup>2</sup>

First, I explore pre-trends that could complicate the interpretation of the estimates. The parallel trends assumption holds between 1500 and 1900, the relevant period for my analysis (i.e., cities with an educational institution would have grown as cities without any educational institution), which already reduces reverse causality concerns.

However, questions remain about the exogeneity of the events' timing. Indeed, there could be factors influencing both the creation of academies and urban growth at the same time. Hence, I gathered extensive information on the history of these innovative institutions, including their organizational and financial structures, along with the biographies of their founders. The history of the origins of these academies support the notion that the great majority were established by eminent scholars who mainly aimed to revitalize scientific studies, which were seen as crucial for societal advancement. Only later local lords, bishops, and some kings also recognized the importance of these institutions and advocated for their creation. In this paper, I do not claim that these institutions, both universities and academies, are entirely exogenous. Instead, I use a step-by-step empirical strategy designed to progressively reduce concerns about endogeneity, such as reverse causality. Additional concerns may arise from unobserved variables that affect both city growth and the creation of these institutions. However, I include city and time fixed effects to — at least partially — mitigate concerns related to omitted variables.

Then, I define buffer zones around each city with an academy to test for spatial spillovers. Excluding cities within each buffer zone does not change the main results. Therefore, the effect I find is an unbiased local effect. Indeed, these results show the effect of innovative institutions only on the local area (Butts, 2021), possibly underestimating the overall effect. Indeed, this does not preclude the institutions' impact from reaching locations outside the urban area, consistent with models of technology being a non-rival good (Romer, 1990). Using “donut” regressions, I observe that cities in the first donut of 25km experience an early positive effect compared to cities hosting an academy,

---

<sup>2</sup>I also used earlier versions of similar estimators like De Chaisemartin and d'Haultfoeuille (2022); De Chaisemartin and d'Haultfoeuille (2020) which produce very similar results.

which sees a positive impact only later, although it persists for the remainder of the sample period. This may be because the urban host areas bear the initial costs of establishing the academy and only later yield the long term benefits.

I find that cities with academies initially experience a slower population growth rate with respect to cities without academies, followed by an increase in the urban growth rate in the subsequent century that more than compensates for the initial relative downturn. Leveraging the individual-level information in the database, I show that the scholars' field of study is crucial for understanding where this pattern originates from: cities that establish academies with more than 50% of members specializing in scientific subjects exhibit around a 15% higher growth rate after 100 years, compared to cities without scientific academies. These lagged effects align with the literature on the long-run impact of human capital (Dittmar & Meisenzahl, 2022; Juhász, Squicciarini, & Voigtländer, 2020; Mokyr, 2005a, 2005b; Squicciarini & Voigtländer, 2015). I contribute to this literature by demonstrating that it takes a century before scientific knowledge drives economic growth of local urban areas.

By contrast, cities creating literary academies with over half of their members focusing on humanities subjects experience negative effects for the initial 50 years, with a population growth rate that is 10-13% slower compared to cities without literary academies. While this effect appears to diminish over the following 50 years, its initial impact is still noteworthy. Murphy et al. (1991) already demonstrates the critical role that talent allocation plays in economic growth. My findings suggest that scientific academies direct resources towards economically beneficial activities, whereas literary academies divert human capital into low-return projects. This interpretation aligns with recent literature exploring the inhibitory effects of religion and law on economic progress. For instance, Squicciarini (2020) shows that regions with a stronger emphasis on religious education tend to be less innovative and less industrially developed. Similarly, Curtis and de la Croix (2023b) find a negative correlation between regional income and individuals dedicated to the study of law.

In addition, creating an academy in cities with existing universities might trigger different interactions and complementarities that yield benefits other than direct economic growth. There are several channels of interest, when it comes to the positive influence of academies on local urban areas. There is some historical evidence documenting how universities reformed and updated their organization and curricula towards the end of the eighteen century: the presence of academies provided a strong push to these innovations (Applebaum, 2000; McClellan, 1985).

Exploiting the features of our database, I can investigate whether and how much universities reformed. I use the university quality index based on de la Croix et al. (2023) as a dependent variable, and I show a significant positive effect of creating a purely scientific academy on university quality after 50 years. Universities in cities with a science-focused academy improve their quality by 57.86% on average, compared to universities in cities without scientific

academies. Literary academies do not prompt universities to innovate. I also find a positive effect of big academies on university quality: academies with more than 30 members increase university quality by 45% on average after 50 years, and by 63% after 100 years. The positive effect of big academies is not only larger, but also more persistent.

Both the sign and the timing of these findings align with the historical academic context and evidence that experimental and scientific academies prompted reforms within universities. The presence of experimental and scientific academies pushed these traditional institutions to innovate and adopt the modern structures that persist to the present day. To the best of my knowledge, my paper is the first to empirically assess this impact. (Applebaum, 2000; McClellan, 1985).

I present detailed sensitivity analyses to assess the impact of certain units of analysis that may influence the results, given their large involvement with the academy movement. I find no significant variation when excluding from the sample the two most important cities for innovative academies, London and Paris. Italy, Germany, and the UK<sup>3</sup> alone do not bring about relevant changes in the results. However, France appears to affect the main results; excluding France (with its 30 academies) from the analyses mitigates the initial negative impact and increases the positive long-run effect.

My paper contributes to multiple strands of existing literature. The first is, I collect new, micro-level historical data. Existing literature has often emphasized the importance of highly skilled and well-educated individuals active in Europe during the pre-industrial era (Mokyr, 2005b; Mokyr & Voth, 2009), a time when the foundations of the Scientific Revolution and the Enlightenment were being framed (Mokyr, 2016; Ó Gráda, 2016). However, current digitized databases lack biographical information. Here I extend further the database of de la Croix (2021), augmenting it with micro-data on European academicians before 1800. I extend the current empirical studies that have been focused on a specific country to analyze high-quality knowledge in pre-industrial times (Cantoni & Yuchtman, 2014; Cinnirella & Streb, 2017; Dittmar & Meisenzahl, 2022; Squicciarini & Voigtländer, 2015). I emphasize the importance of both having micro-level data, and of taking a pan-European perspective (Bosker et al., 2013), to better gauge the economic impact of high-level human capital on the eve of the Industrial Revolution (de la Croix et al., 2023; Serafinelli & Tabellini, 2022).

The second contribution is to the current debate about the role of human capital and higher educational institutions during the Middle and Early Modern Ages (Becker & Woessmann, 2009; Cantoni & Yuchtman, 2014; Galor, 2005; Ó Gráda, 2016; Serafinelli & Tabellini, 2022; Squicciarini & Voigtländer, 2015). Indeed, at the aggregate level, universities have mostly been used to represent high-level human capital in long-run empirical studies (Bosker et al.,

---

<sup>3</sup>In all my analyses, I use present-day country boundaries, as in Buringh (2021). I acknowledge that this approach may introduce anachronisms, particularly in the case of the United Kingdom, which experienced significant political changes between 1700 and 1801.

2013; Serafinelli & Tabellini, 2022; Squicciarini & Voigtländer, 2015). While universities played a role in mediating uncertainty during Middle Ages (Cantoni & Yuchtman, 2014), recent research fails to provide clear evidence of significant benefits for urban areas from hosting a university (Serafinelli & Tabellini, 2022; Squicciarini & Voigtländer, 2015). Moreover, when significant results are observed, they often have substantial endogeneity issues, to the extent that they become difficult to interpret (Bairoch, 1988; Bosker et al., 2013). Nevertheless, a recent study by Dittmar and Meisenzahl (2022) finds positive and significant effects of German universities on innovations and scientific activity from the early 1800s, but only after research activities and more practical curricula were implemented. My research supports this mechanism. In addition, de la Croix et al. (2023) determine the strength of universities' quality and professors' skills in moving and locating high-level knowledge across Europe during the Middle Ages, until the eve of the Industrial Revolution. I show the link between creating a university and the economic growth of European cities: through unbiased estimates I am not able to find any positive effect on population growth. Furthermore, I emphasize the importance of other more innovative educational institutions, rarely considered in the literature. I demonstrate that scientific academies played a positive and relevant role in accelerating the economic growth. My paper is the first to also study the interaction between an academy and a university in the same city and show that this relationship would shape a more modern university, with higher quality.

A third contribution is to enrich ongoing research concerning scientific and "useful knowledge," a concept introduced by Joel Mokyr (2003; 2005a; 2005b; 2010; 2016) to define practical skills and purposeful innovations. I showcase the enormous relevance of the scientific approach across centuries and across the whole Europe. I make a unique contribution by quantifying the local economic impacts of research activities, scientific knowledge, and innovative ideas (Abramitzky & Sin, 2014; Dittmar & Meisenzahl, 2022; Hanlon, 2022), capitalizing on the emergence and dissemination of scientific academies. While the role of academies in shaping new modes of thinking and promoting innovations has been acknowledged (Applebaum, 2000; McClellan, 1985), I both collected new historical evidence of their importance at the local level and filled the existing gap in quantitative research. The intuition I rely on is that to initiate the Industrial Revolution and the technological breakthroughs, what mattered most was the scientific method and experimental approach. As far as I am aware, the sole study exploring the newly emerging societies at the end of the 18<sup>th</sup> century is that of Koschnick, Hornung, and Cinnirella (2022), which centers on German economic societies exclusively. I argue that a distinctive subset of academies, not just the economically-oriented ones but all those institutions moved by the new Baconian reasoning and focused on the betterment of local societies, exerted a notable influence on the economic growth of European cities during the first technological breakthroughs.



The rest of this paper is organized as follows: in Section 2, I provide historical context regarding the establishment of experimental academies, first by outlining their differences and interactions from more traditional universities, and then by presenting their characteristics in detail. In Section 3, I detail the data I use. I briefly outline my empirical strategy in Section 4, followed by the interpretation of my findings in Section 5. In Section 6 I explore university quality as a different channel of growth. In Section 7 I develop sensitivity and spillover effects analyses.

## 2 Historical and institutional context

### 2.1 Universities and academies

Universities constituted the initial wave of higher educational institutions in Medieval and Early Modern Europe.<sup>4</sup> Academies and learned societies came later, in the 1650s, marking a significant shift in the European educational system. These organizations were important because they bridged two distinct approaches to education: the traditional, university-based model and the modern method of scientific knowledge dissemination, which gained prominence in the 19th century (McClellan, 1985). Europe represents a unique case regarding higher educational institutions, which were predominantly found on the European continent at that time. In China, emphasis was placed on kinship institutions, such as the clan, which were oriented not toward improving living standards but toward fostering stability and security (Chen & Ma, 2022). In the Middle East and North Africa, the madrasa was the most important higher educational institution (Bosker et al., 2013); however, it was more similar to a specialized high school than to a university in the European sense.

The advent of academies highlighted shortcomings in the institutional structure and cultural updating process of universities. Universities were often slow to accept new thinking, especially in the approach to natural philosophy. They valued ancient textual authorities and resisted updating their curricula.<sup>5</sup> Mathematics and sciences taught at universities focused on qualitative conclusions, neglecting empirical and quantitative applications. Most universities taught primarily in Latin well into the 18th century, reinforcing their reputation for resistance. Academies played a pivotal role in promoting innovation and reform in universities. Initially the relationship between the two types of institutions was strained. For example, the Society of Haarlem, founded in 1752, was not officially approved until 1761, after the University of Leiden (located about 40 km away) accepted that the Society did not intend to offer lectures, and to publish in Latin but exclusively in Dutch (Bierens de

---

<sup>4</sup>Universities are among the first higher educational institutions with multiple masters. Before there were cathedral and monastic schools which usually had only one master and the training provided mostly focused on one specific subject (Pixton, 1998). Nevertheless, in some cases the depth and popularity of the teaching attracted many students, also from abroad, as in the case of the School of Laon (Luscombe, 1969).

<sup>5</sup>Universities were teaching some sciences within the *Quadrivium*, which included arithmetic, geometry, astronomy, and music (Applebaum, 2000).

Haan, 1952). Despite some initial tensions, it became evident that universities retained their role as *teaching* institutions, providing lectures and degrees (in Latin), and focusing on the pursuit of knowledge for its intrinsic value (Applebaum, 2000; McClellan, 1985; Pepe, 2008). Academies assumed a distinct role of *research* institutions, offering scholars a space for discussions and the promotion of the experimental approach. Their goal was to generate and disseminate “useful knowledge” that could enhance the quality of life in local communities (Applebaum, 2000; McClellan, 1985; Mokyr, 2005a, 2016). The interactions between these two types of institutions led universities to update their thinking, curricula, and organizational structure towards the end of the Scientific Revolution (Applebaum, 2000).

I use the city of Turin to exemplify the influence of scientific thinking within academies, and elucidate the disparities and interactions between these two types of institutions.<sup>6</sup> Table 1 contains a summary of these distinctions. In Turin, education was notably low prior to the establishment of the university. In 1404, Prince Ludovico D’Acaia founded the university, which received papal recognition the following year (Vallauri, 1875). The university’s history is closely tied to enlightened rulers who implemented laws and reforms to strengthen academic pursuits. This trajectory is illustrated in Figure B1, which traces the university’s quality over time (further details on quality measures are provided in Section 3). The initial pre-1600 peaks are attributed to three key figures: Amedeo VII, his successor Ludovico, and Duke Emanuele Filiberto. In 1424, Amedeo revitalized the university by enacting reforms that attracted students from Piedmont and beyond, while reducing taxes to just 10 silver marks. His heir, Ludovico, continued this approach and restored the university to Turin after it had been temporarily relocated to nearby cities due to the Black Death. This epidemic is responsible for the downturns in the university’s lifecycle, as seen in Figure B1. The year 1572 marked a peak since the university’s inception, largely due to Duke Emanuele Filiberto’s reforms, which mandated that young scholars return to Turin to resume their studies. However, the 17th century presented significant challenges for Piedmont, including wars and unstable regencies. Only at the start of the 18th century did Vittorio Amedeo II refocus on the university, centralizing higher education in Turin and introducing a meritocratic system for appointing faculty chairs (Vallauri, 1875; Zanardello, 2022).

Despite these efforts, scientific fields and experimental methods were given comparatively little attention. In 1757, three students of university professor Giovanni Battista Beccaria (Mondovì 1716 – Turin 1781) created the Scientific Academy. Inspired by Beccaria’s progressive vision, Giuseppe Luigi Lagrange (Turin 1736 – Paris 1813), Giuseppe Francesco Cigna (Mondovì 1734 – Turin 1790), and Giuseppe Angelo Saluzzo (Saluzzo 1734 – Turin 1810) established a platform for the dissemination of “useful knowledge.” King Vittorio Amedeo III of Savoy officially recognized the academy more than 25 years later, in

---

<sup>6</sup>For more examples, refer to the *Repertorium Eruditorum Totius Europae*: <https://ojs.uclouvain.be/index.php/RETE/index>.

1783, transforming it from a private society into an official institution. Guided by the motto *veritas et utilitas*, the academy sought both truth (*veritas*) and its practical application (*utilitas*), organizing public competitions to address everyday challenges (Accademia delle Scienze di Torino; de la Croix and Zanardello (2021)). The inaugural competition in 1788 aimed to identify alternative employment opportunities for workers in the local silk-textile industry who were affected by a mulberry-picking crisis. Subsequent competitions led to innovations such as public lighting for the city and the development of advanced agricultural machinery (Accademia delle Scienze di Torino; de la Croix and Zanardello (2021)).

Figure B1 compellingly illustrates the surge in university quality during the latter half of the 18th century, following the academy’s establishment. The advances are reflected in the increase in the number of publishing scholars<sup>7</sup> and the arrival of prominent professors, such as Carlo Danina (Ravello 1731 – Paris 1813).

**Table 1** Main differences between universities and academies

	UNI	ACAD
When	From 12 <sup>th</sup> -13 <sup>th</sup> century	From mid-17 <sup>th</sup> century
How	traditional approach <i>teaching</i> institutions	experimental approach <i>research</i> institutions
Why	learning for its own sake	creating “useful knowledge” (Mokyr, 2005b)
What	theology, law, logic, and medicine	science, maths, medicine, agriculture, and philosophy
Finance	Municipality, student fees, Church	Private donations, memberships fees, only a few public funded

Source: Applebaum (2000); McClellan (1985); Mokyr (2005b)

## 2.2 Academies’ characteristics

Having outlined the differences between universities and academies, in this section I describe the main characteristics of the latter type of institutions across European countries.

Overall European trends show that many academies were inspired by the ideas of the Scientific Revolution and the “New Science,” with a strong emphasis on experimental research and the use of empirical data. Many establishments recognized the importance of applying scientific knowledge to practical problems related to agriculture, industry, commerce, and the betterment of society. Often these academies originated in the private homes of enlightened individuals who offered their spaces for discussions and experiments. Initially, they invited a small circle of intellectual friends, gradually

<sup>7</sup>A publishing scholar refers to an individual with a documented footprint in Wikipedia or the VIAF catalogue, more details in Section 3.

expanding to more formal meetings and structured organizations. To reach this last step, royal patronage (i.e., official recognition) was a significant factor in the establishment and development of many academies in Europe, particularly in France, Italy, Germany, and Sweden. Additionally, through correspondence and exchange of publications, academies created global networks that facilitated the spread of scientific knowledge. This likely created spillover effects, impacting areas outside the local seats of academies (Section 7.3 shows these spillovers).

In the following paragraphs I list the main characteristics of the official recognition, topics of study, memberships and meetings, general governance, and financing of academies by modern country:

- France

**Official Recognition.** Generally, French academies received official recognition from the King relatively quickly, often within 10 years of their informal foundation. For example, the *Académie des Sciences, belles lettres et arts in Besançon* received official recognition in 1752, just a few years after it was formed in 1748 (Defrasne, Maurat, Lordereau, & Lassus, 2002). The first meeting of the academy of Nancy was held on December 28, 1750, and the patent letters arrived exactly one year later, on December 27, 1751 (Stanislas, 2024). Most academies received these patent letters, signifying both royal approval and often some form of financial support either from the Royal Court or from local authorities (e.g., lords and bishops).

**Topics of Study.** French academies covered a wide range of subjects, including natural sciences, humanities, arts, and practical issues related to local regions. The emphasis on applied science and knowledge for the betterment of society was particularly evident in academies like those in Châlons-sur-Marne and Cherbourg. In Châlons-sur-Marne, the academy's motto was "*L'Utilité*" (literally "The Utility", (Roche, 1964)), signalling a focus on improving the living standards of the local community. The *Société Académique* in Cherbourg organized local competitions to incentivize young researchers in hydrography (Académie De Cherbourg, 2024). The experimental approach and the influence of the "New Science" were significant factors, as is clear from the creation of the *Académie Royale des Sciences* in Paris. The latter was officially founded by the minister Colbert "to advance scientific knowledge and promote the practical application of scientific research" (de la Croix & Zanardello, 2022, p.1).

**Memberships and Meetings.** French academies typically had three membership categories: ordinary members, who usually resided in the city of the academy; honorary members, who were influential personalities who brought fame and reputation to the institutions without advancing knowledge themselves, and correspondents, often foreign, who did not reside permanently in the city but sent letters with their thoughts and findings to be read by the ordinary members during meetings. There was often an upper limit on

the number of ordinary members, explicitly written in the *Statutes* and varying according to the academy, but there was no limit on correspondents and honorary members.<sup>8</sup>

Meetings were generally regular, often weekly or bi-weekly, with meeting days written into the *Statutes* of the academies.

**Governance.** Most French provincial academies had a hierarchical structure very similar to the Paris Academy, with directors, secretaries, treasurers, librarians, and often a protector (usually a high-ranking figure like the King, or a local noble or bishop).<sup>9</sup> The directors or presidents of the academy were elected members and held office for a certain number of months. Secretaries and librarians were also elected members but usually stayed in their roles permanently. Treasurers were often also the vice-directors, but for this role, there was more variability among the provincial academies.

**Finances.** Finances often came from a combination of royal support, member fees, private donations, and sometimes bequests. Some academies received annual subsidies from the King (e.g. the Paris Academy, Boissier (1907)), others only at the beginning of their activities, while others relied on private contributions to achieve some independence from the central power.

- Italy

**Official Recognition.** Italian academies were often established informally before receiving official recognition from local rulers or the Pope. Official recognition was sometimes delayed, with some academies operating for several decades before receiving official status. For instance, it was 26 years before the King of Savoy recognized the Academy of Sciences in Turin. While many Italian academies were recognized by local rulers, the Pope's authority was significant, particularly for institutions like the *Istituto delle Scienze* in Bologna, which relied heavily on Pope Benedict XIV's donations.

**Topics of Study.** Italian academies were inspired by the "New Science" and its experimental approach, particularly in the early period, thanks to the influence of scholars like Galileo Galilei and his followers. Academies such as the *Accademia del Cimento* in Florence (founded by two students of Galileo) (Knowles Middleton, 1971; Maylender, 1930) and the *Accademia degli Investiganti* in Naples (Maylender, 1930) are examples of early Italian institutions focused on experimental research. Italian academies frequently focused on natural philosophy, physics, mathematics, and astronomy, but also explored literature, history of the homeland, and practical issues like agriculture. In Florence, the Georgofili Academy worked closely with local authorities to reduce the impact of famines in 1791/1792, giving advice which proved to be beneficial and thus gaining credibility (Tabarrini, 1856).

---

<sup>8</sup>Sometimes honorary members were also limited to a specific number, but for this category, exceptions were applied more regularly than the rule itself.

<sup>9</sup>From here on, when I use the term 'hierarchical' structure, I am referring to the French-like organization, where specific figures are either elected or appointed for life or for a set term.

**Memberships and Meetings.** Italian academies had various membership categories, including ordinary members, honorary members, and foreign correspondents, but in a much less centralized manner than their French provincial counterparts. The *Statutes* of Italian academies rarely contain rules about the maximum number of members. Meeting frequency varied significantly depending on the academy, with some meeting only once a month.

**Governance.** Governance structures were diverse, ranging from the more to less democratic. Some academies were overseen by a patron, while others had elected leaders and committees. The *Accademia ducale dei Dissonanti* of Modena had in its name the word “ducale” (i.e., literally “of the Duke”), explicitly indicating the Ducal patronage and his high level of influence over academic matters (Accademia Nazionale di Scienze, Lettere e Arti di Modena, 2023).

**Finances.** Italian academies had various sources of funding, mainly from patronage and member fees, but also from private donations and sometimes subsidies from the local or provincial church. Royal patronage was particularly important for some institutions, as mentioned above, but its generosity varied significantly.

- Germany

**Official Recognition.** For German academies, official recognition did not follow any specific pattern. It could come from local rulers or patrons, with variations in the timing and type of recognition. For example, the academy of Göttingen was directly established as a “Royal Society” by King George II of Great Britain and Ireland, and Elector of Hanover (Niedersächsische Akademie der Wissenschaften zu Göttingen, 2024). The city of Mannheim hosted two academies,<sup>10</sup> thanks to the Elector Palatine of Bavaria, Karl Theodor (Cassidy, 1985). Not obtaining recognition often meant more independence, as in the case of the academy of Görlitz, which did not obtain any official recognition, and remained a private society from its foundation in 1779 (Oberlausitzische Gesellschaft der Wissenschaften, 2024).

**Topics of Study.** German academies covered a wide range of subjects, including natural sciences, humanities, and applied sciences. There was a strong emphasis on experimental research and the use of empirical data, as seen in academies like the *Gesellschaft Naturforschender Freunde* in Berlin and the *Naturforschende Gesellschaft* in Jena. The former focused on producing original research on natural history thanks to their own data collections (Böhme-Kaßler, 2005). The latter aimed to supplement university lessons with more empirical applications through their collection of instruments and their own laboratory (Böhme-Kaßler, 2005).

**Memberships and Meetings.** German academies had a mix of ordinary members, honorary members, and sometimes foreign correspondents. Meetings were generally regular, with weekly or bi-weekly gatherings being common.

---

<sup>10</sup>The *Academia Electoralis Scientiarum et Elegantiorum Literarum Theodoro-Palatina* created in 1763 and the *Societas Meteorologica Palatina* founded in 1780.

**Governance.** Unlike France, governance structures in Germany were diverse, ranging from more informal and democratic to more hierarchical and patron-driven.

**Finances.** Finances were typically derived from a combination of member fees and donations, with patron support and government subsidies both being important sources. Patronage was particularly important in Germany, and the stability of the academy was highly dependent on it.

- Great Britain

**Official Recognition.** British academies were mostly informal, with only the Royal Society of London and the academy of Edinburgh obtaining official recognition. The timing differed significantly between the two: the Royal Society was recognized in 1662, about two years after its creation, while Edinburgh waited 52 years to obtain its royal charter in 1783.<sup>11</sup>

**Topics of Study.** British academies were primarily devoted to natural philosophy and scientific experimentation, taking the *Royal Society* as a model. Its motto “*nullius in verba*” (which translates “into take nobody’s word for it”) is a clear statement of the will to use the experimental perspective to test and verify every fact and conclusion (The Royal Society, 2024). The experimental approach was central to their work, as demonstrated by institutions like the *Lunar Society* of Birmingham, which focused on applied science and its relevance to industry, with members like James Watt (a mechanical engineer who worked on steam engines), Erasmus Darwin (natural philosopher, poet, and grandfather of Charles), and Richard Lovell Edgeworth (grandfather of Francis Ysidro)<sup>12</sup> (Schofield, 1963).

**Memberships and Meetings.** British academies typically had various membership categories, including ordinary fellows, honorary members, and foreign correspondents. However, for many British academies, including the Royal Society, it is impossible to distinguish between ordinary and correspondent members, as all members are called “fellows” in their records. In our database, the category is identified only for specific years for which we know the list of foreign members as detailed in De Candolle (1885).

Meetings were generally regular, often weekly, with specific days designated for gatherings.

**Governance.** Most academies had a hierarchical structure, with presidents, secretaries, treasurers, and sometimes other elected officials.

**Finances.** British academies had very similar finances to those in other countries, with a combination of member fees and donations. Patron support and subsidies were rarer in Great Britain.

---

<sup>11</sup>Edinburgh presents a complex case: the 52 years are calculated from the founding of its predecessor, the “*Philosophical Society of Edinburgh*”. Although it was inactive for a period, it later resumed with only minor changes in its membership, which is why we regard both societies as a single academy, established in 1731.

<sup>12</sup>Francis Ysidro is considered the pioneer of utility theory with his development of indifference curves and the Edgeworth box.

- Rest of Europe

- **Russia.** The only Russian academy in my analysis is the one in Saint Petersburg. It was created under the direct patronage of Tsar Peter the Great, who fully financed and controlled it by retaining the right to approve new memberships. This academy was devoted to advancing Russia through the study of sciences and mathematics, along with history and humanities. The educational aspect was much more significant for this academy than for those in the rest of Europe.
- **North Europe.** In the Netherlands, Sweden, Ireland, Belgium, Denmark, and Norway, official recognition was much more widespread than in the rest of Europe, with only a few informal or private academies. Nevertheless, the timing of granting recognition could vary from almost no wait to 19 years. This was the case for the Royal Dublin Society, which originated from a previous society in 1731 and obtained its royal charter only on April 2, 1750 (Berry, 1915). The topics of research were very similar to the rest of Europe, ranging from natural science to practical applications to improve local society.
- **East Europe.**<sup>13</sup> In the Czech Republic both of the academies, in Prague and Olomouc, received official recognition, while in Switzerland the academies were mostly private societies (Kostlán, 1996; Zacek, 1968). Olomouc stood out for its open-minded atmosphere, where Catholics and Protestants collaborated and helped each other (Kostlán, 1996). The topics of study focused on natural history and improving the efficiency of agriculture, which was especially important for Switzerland (Rübel, 1947).
- **South Europe.** Both Spain and Portugal had one scientific academy each,<sup>14</sup> and both were officially recognized a year after their creation. Patronage was an important source of finance for these societies as well (Teixeira Rebelo da Silva, 2015). The topics were similar, focusing on the advancement of the local region.

In addition to the information described above, I also collected micro-level data on the founders of these academies. Analyzing the personal differences between those who established the institutions and those who were affiliated later provides interesting details, which are highly relevant to the origins of these academies. So far, I have collected information for about 93 out of 102 academies in my sample. Some academies were created directly by kings and will not appear in the statistics, such as the academy of Göttingen established

---

<sup>13</sup>McClellan (1985) does not include any academy in Poland; however, the "Warsaw Society of Friends of Science" (*Towarzystwo Przyjaciół Nauk*) was established in 1800 and remained active until 1832. It is the earliest scientific academy recorded in Poland. Nevertheless, I will not include it in the analysis, as data collection has only recently begun.

<sup>14</sup>I refer to the list in McClellan (1985), which includes only one Spanish and one Portuguese academy. However, we recently found two other scientific academies in Madrid. The oldest is *Real Academia de Matemáticas de Madrid* created in 1582 and hence out of the academy movement I study in this paper. However, it may be argued that it contributed to its origins. The other is the Royal Spanish Academy, founded in Madrid in 1713 and dedicated to the study of all sciences (Real Academia de Ciencias Exactas, Físicas y Naturales de España, 2024). Despite this, I cannot include these academies in my analysis, given we only started the search for reliable sources and data.



by King George II of Great Britain and Ireland and the academy of Naples established by King Ferdinand IV of Bourbon. Excluding these two academies and the few others for which our sources do not list the founders, I am able to select a total of 387 founders (an academy can have more than one founder). Table B1 shows the differences between these founders and the rest, the non-founders. It is clear that academies were created by personalities of higher individual quality (see Section 3 for the quality measurement) and that these people were slightly older at death. Founders and non-founders seem to be appointed at approximately the same age, but founders remain active in the academy for a longer period. Interestingly, founders are much more local (they are born closer to the academy seat) and static (they die closer to the academy location).

In Appendix E, I list each academy individually, providing a brief history of their establishment. A more detailed table containing all the information provided in this section is available online.

### 3 Data

To establish whether the presence of an academy, a university, or both, affected economic growth in cities, I use data on population, academic institutions, scholars, university quality and fields of study. I describe these data below.

**Population data.** Population size is often used as a measure of economic development for pre-industrial societies. This lies on the hypothesis that the economy followed a Malthusian regime, meaning that the higher the technological progress, the larger the population (Ashraf & Galor, 2011). Economic prosperity was strongly and positively correlated with the number of inhabitants. Furthermore, the lack of GDP data at city level during the pre-industrial era leads me to follow the previous literature in using population size to capture economic growth (Acemoglu, Johnson, & Robinson, 2005; Bairoch, 1988; Bosker et al., 2013; DeLong & Shleifer, 1993; Dittmar, 2011; Serafinelli & Tabellini, 2022; Squicciarini & Voigtländer, 2015). I use Buringh (2021) as a source for population data for cities that reached 5,000 inhabitants at least once in the period between 700 and 2000. This is an updated version of Bairoch, Batou, and Pierre (1988). Buringh (2021) includes 2262 cities over a longer time frame. Buringh (2021) covers the period 700 - 2000, while Bairoch et al. (1988) have data between 800 and 1850. Buringh (2021) systematically imputes missing population data considering specific city and time characteristics and corrects previous miscalculations thanks to both new data collection and his new imputation algorithm. However, errors are still possible especially in the earlier centuries of the sample period (for more details, see Buringh (2021)).

I want to focus on Europe given its unique features when it comes to educational institutions, and I exclude those countries that were part of the

Ottoman Empire - I remove 161 cities in 11 countries.<sup>15</sup> There are also five cities that were initially independent settlements but later agglomerated into larger urban centres. To avoid missing values and ensure comparable estimates, I sum the inhabitants of these smaller settlements to the population of the main city.<sup>16</sup> Finally, I have population data for 2096 cities over 19 time periods, between 700 and 2000 (every century until 1400, every 50 years from 1500). Appendix B.1 presents some descriptive statistics.

**Universities and Academies.** Population data is my main dependent variable, while the main independent variables capture the presence of higher educational institutions and, hence, the role of high-level knowledge in a specific city. I have access to a new and unique database on scholars described in de la Croix (2021), which I have expanded to better account for scientific academies. It lists information about individual quality (referred to as “*human capital*”) and mobility characteristics, such as year and place of birth and death, of more than seventy-six thousand scholars active in European universities and academies between 1000 and 1800. The database also includes affiliation data. The scholars can be affiliated to a university, an academy, or both. With this information, I can track when a professor worked in both a university and an academy in the same city. I firstly consider aggregate data; therefore, my main independent variables are dummies capturing the presence of an academy (ACAD), a university (UNI) or both institutions (UNIXACAD). This last case is what I call *interaction* (UNIXACAD): the dummy variable takes value 1 when both institutions operated at the same time in the same city, 0 otherwise. The database is continuously updated and every covered institution with more than 100 scholars is (or will be) summarized in the *Repertorium Eruditorum Totius Europae*.<sup>17</sup>

The reach of this database is both large and delicate, so I decided to select a subset of the most representative institutions. For universities, I consider those listed in “*A History of the University in Europe*” written by Frijhoff (1996). As a general rule, I include only institutions classified as a “typical” university and exclude those defined as convent-university, collegium, seminar-university, or those that never functioned.<sup>18</sup> I collect data about the location, the creation and the end date. I usually consider the information exactly as written in Frijhoff (1996), but for some cases I used additional and more precise sources.<sup>19</sup>

---

<sup>15</sup>I exclude the countries listed in the following link: [https://en.wikipedia.org/wiki/Outline\\_of\\_the\\_Ottoman\\_Empire](https://en.wikipedia.org/wiki/Outline_of_the_Ottoman_Empire) (accessed in June 2023), but retain Hungary and Slovakia because only partially conquered by the Ottomans.

<sup>16</sup>Specifically, I sum the population size of Barmen and Elberfeld into Wuppertal (Germany), Rheydt became part of Mönchengladbach, Depford is now part of London (Buringh, 2021), and Pest merged with Buda to become Budapest in 1873.

<sup>17</sup><https://ojs.uclouvain.be/index.php/RETE/index>

<sup>18</sup>I also exclude the *Angelicum* university in Rome founded in 1727, as it seems to be a minor institution in a city where there are other two relevant universities; and the university of Camerino founded in 1727 because the sources we consulted described it as marginal without mentioning any professor (Brizzi, 2001).

<sup>19</sup>The only case is for the University of Modena: I use the website of the university itself (<https://www.unimore.it/ateneo/cennistorici.html>) to include a more accurate creation date.

Individual data for university professors are already well-covered by the original database. I add to it information about scholars active in academies.<sup>20</sup> I consider the academies listed in McClellan (1985)'s "*Science reorganized: Scientific societies in the eighteenth century*" because it includes only academies working with an experimental approach. Under this approach, I exclude Renaissance academies because they were based on the same traditional perspective as universities. I examine both official and private academies from McClellan (1985) and exclude those for which there was no source or record of anyone having been a member.<sup>21</sup> For the creation and end dates, I use the exact information found in McClellan (1985) except in cases where more precise sources were available.<sup>22</sup>

In cities with more than one academy or university, I generally consider the oldest. For universities, this occurs in only four cities: Aberdeen in Scotland, Aix-en-Provence and Nimes in France, and Rome in Italy. For academies the situation is more complex: many cities had more than one academy and some cities had more than two, like Bologna, Edinburgh, Florence, Naples and Venice had three, and London had four academies. In these cases I also consider the oldest, but for Bologna, Caen and Florence I consider those that lasted the longest (the other academies in those cities operated for only a few years, with few members).

Figure 1 shows the geographical distribution of these educational institutions between 1000 CE and 1800 CE. The yellow bubbles represent universities as classified in Frijhoff (1996) and the green triangles academies from McClellan (1985). At the aggregate level, I define an interaction as the presence of an academy and a university in the same city, represented by yellow bubbles overlapping green triangles. By 1800, almost every European city either had an academy or felt the effect of the academy movement and the experimental perspective (McClellan, 1985). It is a pooled set, meaning that the figure only shows where the institution is created but not whether the institution closed before 1800. To illustrate the time dimension, two figures in Appendix B show the creation dates and the end dates (Figure B2 and B3, respectively). Figure B2 shows that universities have a more heterogeneous creation period than academies. This heterogeneity over time is relevant for my empirical strategy. Figure B4 (in the Appendix) also illustrates the establishment of new of universities and academies in every 50 year period between 1500 and 1800. I note the measurement error in the data: I only observe institutions that left some

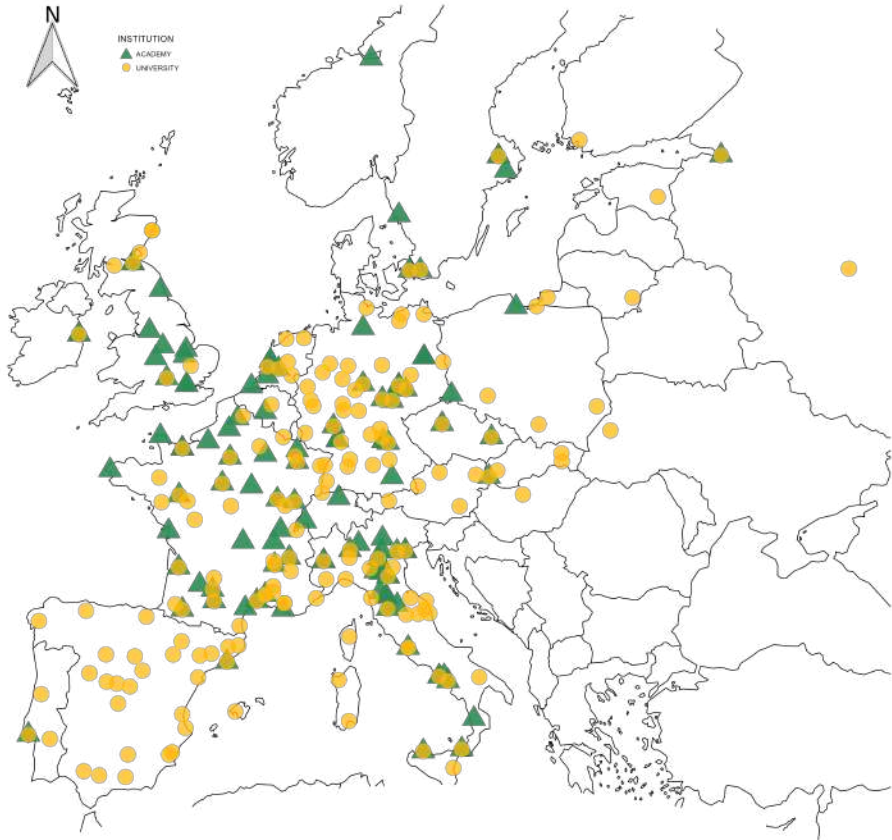
---

<sup>20</sup>I mainly use secondary sources, but for the Academy of Nimes we obtained the first handwritten registers.

<sup>21</sup>This is the case only in the list of McClellan (1985, p. 281) entitled "Notable Private and Semi-Private Scientific Societies: 1660 - 1793". Hence, I do not consider the Academy *Fisico-matematica* and *dell'Arcidiacono* in Bologna (Italy), the Society in Breman (Germany), the Society in Cuneo (Italy), the Academy *Clelia de' Vigilanti* in Milan (Italy).

<sup>22</sup>This is especially the case for creation dates. If the academy is considered as *official* by McClellan (1985), I use the year when it actually became *official* or when it was authorized/endowed by the local or ministerial power. However, when there is reliable evidence of strong activity even before that date, I use the foundation year of the society, even if it remained only a *private* entity for a while.

record, either by still being open today or by being sufficiently relevant to be recorded in historical sources.



**Fig. 1** Locations of higher educational institutions (1000 - 1800 CE): yellow bubbles represent universities, green triangles represent academies. When the two institutions are created in the same city there is an interaction, which is captured by the overlapping of the two shapes. Countries borders are those in the year 2000.

**Scholars.** The database also contains information on individual scholars' Virtual International Authority File (VIAF), which includes the alternative names, countries, publishers, and titles for each individual. Information from scholars' Wikipedia pages, such as their length (i.e., number of characters in the Wikipedia entry) and languages available, is collected as well. These data are used by de la Croix et al. (2023) to compute a quality index referred to as "human capital". The authors employ a principal component analysis to obtain a unique indicator of human capital (for the combination of weights see Curtis and de la Croix (2023a)). On this point, it should also be noted that a present bias affects this output measure of human capital since both VIAF

and Wikipedia only reflect the modern-day importance of scholars. This means we are tracking only the quality of scholars whose works have survived to the present, rather than capturing the actual importance each scholar held during their active period.

The database also has details about scholars' age at death, age at appointment, period of activity in any institution, and the distance they travelled from their birthplace to the institutions where they were active, from their birthplace to their place of death, and from their institution to their place of death. Table 2 shows some descriptive statistics at the individual level. It is evident that the sample of scholars affiliated with academies (column 1) is entirely different from the sample of university professors (column 2).<sup>23</sup> Interestingly, for the 'age at death' I find similar results to Stelter, de la Croix, and Myrskylä (2021), who show that scholars of scientific academies experienced lower mortality than their contemporaries in universities. In the sample of 33,150 university professors, I only include scholars active from 1600 onwards. I exclude all the Medieval professors for a better comparison. Column 3 shows the means for the sample of scholars who were members of at least an academy and a university. I present the statistical differences between this group of scholars and those affiliated only with an academy in column 4 and only with a university in column 5. This 'interaction' group differs significantly from the other two subsets of scholars. The only similarity is in the distance between the institution and the place of death: the interaction group seems to die, on average, at the same distance from the institution as university professors.

**Table 2** Summary statistics for members of only Academies (1), only Universities (2), and members of both Academies and Universities (3). P-values are presented in columns (4) and (5) to indicate the significance of the differences between groups (3) and (1), and between groups (3) and (2), respectively.

No. of scholars	(1)	(2)	(3)	(4)	(5)
	ACAD 16500	UNI 33150	ACADxUNI 1166	vs ACAD	t-test vs UNI
	$\mu$	$\mu$	$\mu$	p-value	
Quality	2.38	1.39	3.26	0.000	0.000
Age at Death	67	63	68	0.003	0.000
Age at Appointment	37	32	30	0.000	0.000
Activity Years*	16	12	30	0.000	0.000
Dist. Birth-Institution	344	193	226	0.000	0.027
Dist. Institution-Death	419	173	130	0.000	0.012
Dist. Birth-Death	363	257	250	0.000	0.741

\*When interpreting the statistics on activity years, it is important to consider that if there is no precise time frame of activity in the database, academicians are considered active at the academy for their entire lifetime, whereas university professors are considered active for only 8 years (unless they pass away before the end of this period).

<sup>23</sup>I did not add the t-test for these two samples because the difference is clearly significant, as confirmed by the p-values that are all at 0.000.

**University quality.** Using the individual data on quality, I compute the aggregate level of quality for universities. I adopt the index from de la Croix et al. (2023), who employ the human capital indicator of the top five professors who had been working in the institution during the 25 years before the year when the quality index of the institution is computed (for more details see de la Croix et al. (2023)). I take the average of this index for every 50 years as dependent variable in Section 6.

**Fields of study.** Universities and academies also differ in their fields of study as classified in our database (de la Croix & Zanardello, 2022). This distinction is illustrated in Figure B5, which displays the number of institutions by main field of study (i.e., the subject studied by the majority of their members). Universities mainly focused on the humanities, including history, literature, philosophy, ethics, rhetoric, Greek, poetry, theology and law, as depicted in Figure B5b. However, medicine was also important in their curricula. Academies mainly focused on the sciences, although 30 of them also had members working in the humanities. This is shown in Figure B5a. Figure B6 shows the partition in fields by country for academies (Figure B6a) and for universities (Figure B6b). Table B2 presents some descriptive statistics for both activity years and fields of study at the aggregate level, differentiating between academies and universities.

## 4 Empirical strategy

In my analysis I focus specifically on academies that adopted an experimental approach, which took place in the period from 1500 to 1900. For this I study nine 50-year periods due to city data, which includes approximately three periods before and after the creation of an academy. It is important to include periods after 1800 to track what happens after the initial establishment of higher education institutions.

My empirical strategy proceeds step-by-step. I use simple Ordinary Least Squares (OLS) regressions for different city samples, providing preliminary correlations (Section 5.1). Then I use a difference-in-differences (DID) design to mitigate endogeneity concerns. In Section 5.2, I use dynamic two-way fixed effects (TWFE) regressions to visualize panel event studies, treating the creation of a higher educational institution as the event of interest. This approach allows for the examination of pre- and post-event estimates to assess the presence of pre-trends and anticipation effects. However, since this is a staggered setting with the event occurring at different periods in different cities, there may be heterogeneity across time. The traditional TWFE estimator does not recognize heterogeneity and computes the average treatment effect with wrong weights, leading to biased estimates (Goodman-Bacon, 2021). Therefore, it is necessary to account for heterogeneity in the treatment effects (Goodman-Bacon, 2021; Roth et al., 2023). As a result, advanced DID estimators developed by Sun and Abraham (2021) (Section 5.3), by De Chaisemartin

and d’Haultfoeuille (2024), and by Callaway and Sant’Anna (2021) (Section H) are employed to construct more appropriate counterfactuals and a more precise weighting process. I also discuss the main differences between these estimators.

I also study the historical evidence that claims a positive effect of creating an academy on the quality of universities. In Section 6, I present the analysis using university quality as the outcome variable. This offers further insight into the interaction between these two types of higher educational institutions.

Finally, in Section 7 I present additional analyses testing the Stable Unit Treatment Value Assumption (SUTVA), to assess whether the effects I see in cities with an educational institution depend only on their own characteristics and not on the status of nearby cities. I also conduct sensitivity analyses by excluding one sample unit from the study and perform spillover effect analyses to examine whether the effects extend beyond the local urban areas.

Overall, this comprehensive approach aims to provide a robust understanding of the relationship between higher educational institutions and population growth of European cities in Early Modern time.

## 5 Results

### 5.1 OLS results

Table 3 presents the panel estimations obtained using ordinary least squares (OLS). The table shows the correlation between the natural logarithm of population and the presence of a university, an academy, or both in a European city during the period of analysis (i.e., 1500–1900).

Panel A reports the estimates for the entire sample of 2,096 cities, while Panel B presents the results for a subset of 633 large cities, as defined by Bosker et al. (2013).<sup>24</sup> In my preferred specification, Column 4 in Panel A, I include city fixed effects (city FE) and time fixed effects (time FE). By considering the whole sample, I also capture the effects in smaller urban areas. However, there are no additional controls available for all the cities and periods covered in this analysis. To mitigate omitted variable bias, I include city FE in Columns 2 to 4 of both panels to control for time-invariant city-specific characteristics, although time-varying characteristics cannot be accounted for. Nonetheless, in Appendix C, I argue that including city and time FE already accounts for the most relevant information. I demonstrate this using the sample of big cities for which I have access to time-varying controls as in Bosker et al. (2013). Table C4 shows that including only city and time FE provides the same results as adding time-varying determinants.

Panel A shows that the coefficients associated with the presence of either a university or an academy in the city are positive and statistically significant. The magnitude of the ACAD coefficient is consistently larger than the

---

<sup>24</sup>In Bosker et al. (2013), cities are included if they exceed the threshold of 10,000 inhabitants at least once between 800 and 1800 (633 European cities). In my sample, I include all cities that exceed the threshold of 5,000 inhabitants at least once between 700 and 2000 (2,096 cities).

coefficient for universities. Specifically, comparing Column 2 with Column 3 indicates that the creation of an academy correlates more strongly with economic growth than the creation of a university, providing initial evidence of the importance of these research-driven institutions. However, in Column 4, the interaction term between universities and academies is not significant. Interestingly, the coefficient for the interaction term (UNI $\times$ ACAD) has a negative sign, suggesting that adding an academy to a city with an existing university does not increase the correlation with the economic conditions of the local area. If anything, creating an academy appears to have a weaker link with growth in cities that already have a university. Nonetheless, the total correlation of having both educational institutions remains positive and significant. The results in Panel B exhibit a similar pattern. Specifications without city FE, but including country and time FE (Column 1 in both panels), yield stronger coefficients, but they do not control for city-specific characteristics, as reflected in the lower R-squared values.

## 5.2 Dynamic TWFE results

To reduce endogeneity concerns,<sup>25</sup> I first use dynamic two-way fixed effects (TWFE)<sup>26</sup> estimation and visualize the results using panel event studies (Bhalotra, Clarke, Gomes, & Venkataramani, 2023; Clarke & Tapia-Schyte, 2021; Jacobson, LaLonde, & Sullivan, 1993). I use this to estimate the effect of the *EVENT* (i.e., the creation of a university or an academy) occurring at different times across different cities. I divide the cities into two groups: in the treated group are cities that experienced the creation of at least one higher educational institution, while cities in the control group did not. The outcome variable used for this dynamic analysis is the growth rate of the natural logarithm of city population, denoted as  $\Delta \ln POP_{ct}$ , where  $c$  represents the city and  $t$  denotes the time period. The event-study specification is expressed as follows:

$$\begin{aligned} \Delta \ln POP_{ct} = & \beta_0 + \sum_{l=2}^5 \beta_l^{lead} EVENT_c \times \mathbf{1}\{lead_t = l\} + \\ & \sum_{k=0}^3 \beta_k^{lag} EVENT_c \times \mathbf{1}\{lag_t = k\} + \\ & \mu_c + \lambda_t + \epsilon_{ct} \end{aligned} \quad (1)$$

In equation 1,  $\mu_c$  represents city fixed effects (city FE),  $\lambda_t$  represents time fixed effects (time FE), and  $\epsilon_{ct}$  is the unobserved error term. There are no

---

<sup>25</sup>As discussed in the introduction, I can only partially mitigate issues of reverse causality. By using a DID approach, I am able to address endogeneity related to the location of educational institutions. However, there may still be factors that simultaneously influence both the establishment of educational institutions and urban growth. Based on the data I collected, I can assume that academies were mostly founded and managed by enlightened scholars who had little to no direct influence over the local urban population.

<sup>26</sup>Appendix D presents the static TWFE estimates.



**Table 3** Results: OLS estimator.

UNI indicates the presence of a University in a specific city and time, ACAD indicates the presence of an Academy in a specific city and time, UNIxACAD indicates the presence of both a University and an Academy in the same city at the same time. The dependent variable is log of population at the city level between 1500 and 1900, and has a frequency of 50-year as in (Buringh, 2021).

Dependent Variable: ln pop in 1500-1900				
<b>Panel A: ALL cities</b>				
	(1)	(2)	(3)	(4)
<b>UNI</b>	1.108*** (0.078)	0.162** (0.071)		0.142** (0.056)
<b>ACAD</b>	1.745*** (0.228)		0.308** (0.118)	0.319** (0.131)
<b>UNIxACAD</b>	-0.999*** (0.323)			-0.060 (0.224)
Obs.	2096	2096	2096	2096
R <sup>2</sup>	0.444	0.805	0.805	0.801
<b>Panel B: BIG cities</b>				
	(1)	(2)	(3)	(4)
<b>UNI</b>	0.737*** (0.086)	0.099 (0.061)		0.102* (0.061)
<b>ACAD</b>	1.256*** (0.256)		0.256** (0.115)	0.346** (0.163)
<b>UNIxACAD</b>	-0.510 (0.330)			-0.234 (0.213)
Obs.	633	633	633	633
R <sup>2</sup>	0.464	0.740	0.741	0.742
<i>city</i> FE	NO	YES	YES	YES
<i>time</i> FE	YES	YES	YES	YES
<i>country</i> FE	YES	NO	NO	NO

*Note:*

\*p<0.1; \*\*p<0.05; \*\*\*p<0.01

Standard errors in parenthesis clustered at city level. Time FE are always included, country FE are included only in column (1), while city FE are included in column (2), (3), and (4). Panel A considers all the European cities as in Buringh (2021), Panel B only considers big cities as in Bosker et al. (2013).

time-varying controls. The variable  $l$  denotes the number of leads (pre-event estimates), and  $k$  denotes the number of lags (post-event estimates) used to capture the impact of the events. The first lead is omitted as the baseline reference for comparing differences between treated and untreated cities.

It is important to note that, by design, the event-study approach assumes absorbing states, meaning that once a higher educational institution is created, it remains open until the end of the period considered. Consequently, the analysis focuses on the intention-to-treat (ITT) effect, examining the impact

on local economic prosperity between 1500 and 1900 in cities where a university or an academy was created before 1800.

For the event-study estimates to be reliable, three key assumptions must hold: the *parallel trends assumption* (which posits that cities without higher educational institutions would have experienced the same growth rate evolution as treated cities), the *no anticipation effect assumption* (which suggests that no significant changes in the growth rate occurred immediately before the creation of a higher educational institution in treated cities), and the *Stable Unit Treatment Value Assumption* (SUTVA), which assumes that the population growth rate of one city does not depend on the growth rate of another city. The results using the dynamic TWFE specification are presented in Appendix F, confirming the first two assumptions. There is more analysis in Section 7.2 assessing the validity of the SUTVA assumption and investigating whether the observed effects reflect local impacts (Berkes & Nencka, 2021; Butts, 2021).

### 5.3 Main findings: Interaction-weighted DID

Recent literature on difference-in-differences (DID) designs has highlighted potential biases in classical dynamic Two-Way Fixed Effects (TWFE) estimates when events occur at different times in different cities, leading to heterogeneous effects (Goodman-Bacon, 2021; Roth et al., 2023). In my context, it is reasonable to expect that the impact of creating an academy in Oxford in 1651 is different from creating one in Turin in 1757, just as creating a university in Lund in 1666 may have a different effect than creating one in Seville in 1505. Heterogeneity across cities is evident, and the dynamic estimates presented in Appendix F suggest heterogeneity across periods as well.

In simple contexts, when the event happens only once (2x2 DID), there is no heterogeneity across time, which eliminates one of the main concerns of having negative weights, as explained below. I present these simple event studies in Appendix G, where I plot the coefficients of dynamic TWFE regressions, selecting only one period at a time for the creation of an academy or a university. As expected, the post-event effects are not constant over time and vary according to the year of creation, implying heterogeneity.

In more complex settings, where events occur in multiple periods across multiple units, the issue of heterogeneity becomes more pronounced. This is because dynamic TWFE estimates incorporate a weighted sum of all simple 2x2 DID estimates, sometimes with “wrong/negative” weights (Goodman-Bacon, 2021). These negative weights primarily arise in the 2x2 DID estimates between later- and earlier-treated units (Jakiela, 2021). To illustrate this, consider the case where the creation of a university increases the population growth rate in every city, but the growth is faster when the university is created in 1700 (early-treated cities) compared to 1800 (later-treated cities). The

simple 2x2 DID estimate between later- and earlier-treated cities would cancel out the positive effect on the later-treated cities because the control group (earlier-treated cities) would have already experienced faster growth. Consequently, this 2x2 DID estimate would be associated with a negative weight, despite both groups of cities showing positive growth.

In my research, I expect universities to be more susceptible to negative weights than academies, given their greater heterogeneity across time (Figure B2). This is also evident when comparing Figure G15 with Figure G16. Figure G15 shows that academies created later, in 1750 and 1800, mostly increase city populations, while universities created in 1700 have a larger impact than those created in 1800. I formally identify this issue by calculating the proportion of negative weights for both events: the *ACADEMY* event does not exhibit negative weights, whereas the *UNIVERSITY* event has negative weights amounting to 2.7% of the total weights. Although negative weights are detected for universities, it is reassuring that the percentage is not excessively large.

Using heterogeneity-robust estimators for staggered timing is a valuable approach to address biases in the dynamic TWFE estimator and obtain more reliable average treatment effect estimates in the presence of heterogeneity across time and space, even when negative weights are not a significant concern (De Chaisemartin & D’Haultfoeuille, 2023). In my analysis, I employ four of the new heterogeneity-robust estimators: Sun and Abraham (2021), De Chaisemartin and d’Haultfoeuille (2022), De Chaisemartin and d’Haultfoeuille (2020), and Callaway and Sant’Anna (2021). In brief, these estimators control for heterogeneity by constructing the counterfactual in more robust ways than the dynamic TWFE, leading to a more appropriate weighting procedure.

I am interested in the dynamic effects of creating an educational institution. Specifically, I want to determine the average effect on a city of opening an academy or a university, in each period after its creation. In other words, I seek a coefficient for the effect on city population for each cohort of cities, where a cohort is defined as a group of cities where an educational institution was created in a specific period of time.

My main results are derived using the “interaction-weighted” estimator (IW estimator) developed by Sun and Abraham (2021). The authors propose a new regression-based approach in which they estimate a weighted average of the cohort-specific average treatment effect on the treated (CATT) for each period relative to the initial treatment. They provide interpretable and robust non-negative weights. The method is termed the “*interaction-weighted*” estimator because it interacts relative period  $l$  indicators with cohort  $e$  indicators. Once the control cohort is defined, the coefficient estimator consistently estimates  $CATT_{e,l}$  via a two-way fixed effects specification. After estimating the reasonable weights as shares of sample cohorts  $e$  in relevant  $l$  periods, Sun and

Abraham (2021) construct the IW estimator by taking the weighted average of the estimated  $CATTe, l$ .

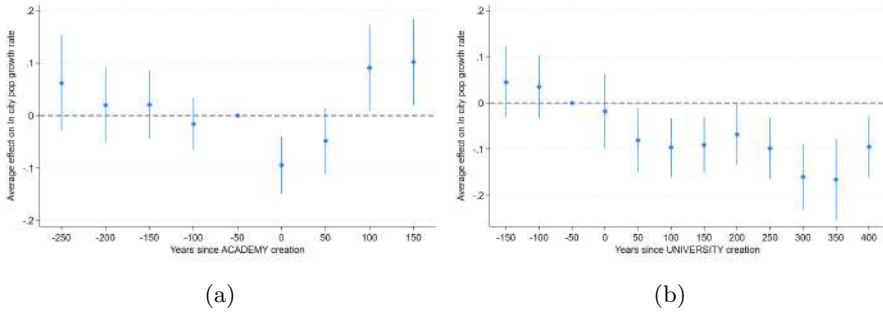
I define groups of cities that never hosted an academy or a university - the never-treated cohorts - as the control groups in the event study. I include outcome variables up to 1900 to ensure enough post-event periods, which is possible under the assumption that once a unit is treated, it remains treated (e.g., Intention To Treat). However, including the nineteenth century in the analysis increases the number of outliers—cities with a population growth rate higher than 200%—which I exclude from my event studies to obtain more conservative estimates.<sup>27</sup> This reduces the total number of observations to 2,056, with 152 universities and 82 academies, as Saint Petersburg, with its university and academy, is one of the outliers.

Figure 2a presents the average treatment effect of creating an academy between 1500 and 1800. The plotted coefficients are relative to five periods prior and three periods after the creation, allowing for the estimation of effects on a sufficiently balanced number of units for each period. The first lead is omitted as the baseline period. The pre-trends assumption holds, and I observe an immediate negative impact, which is more than compensated for in the following century. Cities with an academy at a given point in time experience faster economic growth compared to cities without academies, especially from 100 years after their establishment. In general, the dynamics resemble the path in the classical dynamic TWFE regression in Figure F10a: a decline for the first 50 years ( $-9.4\%$ ,  $p$ -value: 0.005), followed by an increase in the next century (to around  $10\%$  on average,  $p$ -value: 0.05).

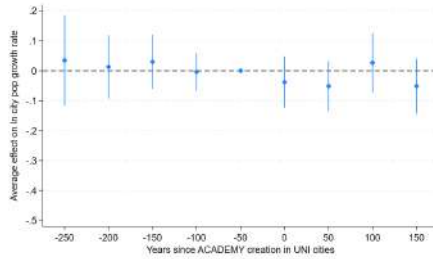
Figure 2b shows similar effects of creating a university between 1500 and 1800, also using Sun and Abraham (2021). In this case, I plot three pre-periods and eight post-periods to balance the number of treated units by period. I do not find significant pre-trends, and there is a more or less consistent negative effect of creating a university from its establishment until 400 years later, compared to cities without universities. After 100 years, the negative effect is  $9.6\%$  ( $p$ -value: 0.013), and after 300 years, universities decrease city population by  $16\%$  ( $p$ -value: 0.000) on average. After 400 years, the decrease stabilizes around  $9.5\%$  ( $p$ -value: 0.018). These findings may seem surprising, but the teaching style at universities might provide an explanation. Adam Smith, in his book *The Wealth of Nations* (Book V), describes how professors at the University of Oxford would merely read ancient texts in foreign/dead languages, adding only occasional comments when they deemed it necessary (Smith, 1776). This minimal approach to teaching, which required very little actual knowledge, might have constituted a significant waste of resources. This might explain why cities hosting universities have a lower population growth rate than other cities without universities.

---

<sup>27</sup>Out of 40 outliers, only Bekescsaba (HUN), Cacares (ESP), Chaves (PRT), Kronslot (RUS), Le Creusot (FRA), Montceau-les-Mines (FRA), Orel (RUS), Rochefort (FRA), Saint Petersburg (RUS), Tameside (UK), Valletta (MLT), and Versailles (FRA) grew above 200% before (and including) 1800.



**Fig. 2** Effect of creating (a) an academy and (b) a university between 1500 and 1900 estimated with Sun and Abraham (2021). Control group: never-treated. Dependent variable: city population growth rate in logarithm.



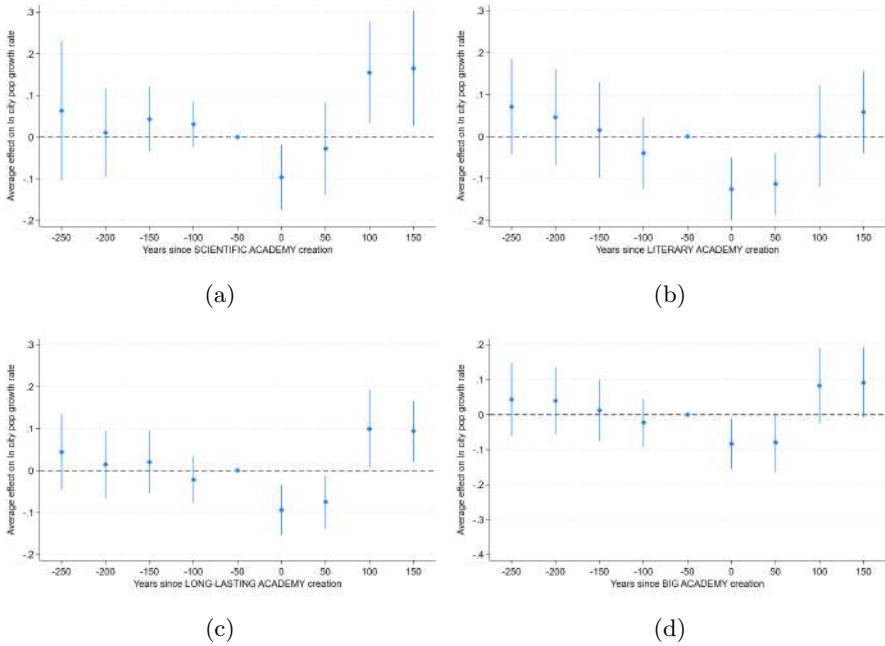
**Fig. 3** Effect of creating an academy between 1500 and 1900 in cities that hosted a university at least once estimated with Sun and Abraham (2021). Control group: never-treated. Dependent variable: city population growth rate in logarithm.

To investigate the interaction between universities and academies, I select only cities that had a university at at least one point in time, and I apply Sun and Abraham (2021) to estimate the average effect of creating an academy in those cities. The sample reduces to 152 cities, decreasing the statistical power as well. Indeed, Figure 3 shows that there is no significant change in the economic growth of cities that hosted a university when an innovative academy is created, compared to cities that had only a university at least once. Again, there is a downward trend, implying a negative marginal effect of creating an academy in a city with a more traditional university. Only one coefficient (after 100 years) remains slightly positive but with an effect not significantly different from zero.

As with the dynamic TWFE in Appendix F, I further analyze the *ACADEMY* event by studying the field, the length of the activity period, and the size of the academies created. Figure 4 shows the estimated coefficients using Sun and Abraham (2021) for scientific, literary, long-lasting,<sup>28</sup> and big academies,<sup>29</sup> respectively. In each case, I consider five pre-periods and three

<sup>28</sup>Recall that *long-lasting* academies are those that lasted more than 30 years.

<sup>29</sup>Recall that *large* academies are those with more than 30 members.



**Fig. 4** Effect of creating (a) a scientific academy, (b) a literary academy, (c) a long-lasting academy (with more than 30 years of activity), and (d) a big academy (with more than 30 members) between 1500 and 1900 estimated with Sun and Abraham (2021). Control group: never-treated. Dependent variable: city population growth rate in logarithm.

post-periods to balance the frequencies and ensure consistency. The same pattern as in the general case is observed for long-lasting academies (Figure 4c), while big academies (Figure 4d) show less significance.

More interestingly, the field of study is the key factor. Figure 4b shows the average effect of creating a literary academy, with no pre-trends or anticipation effect. The immediate negative effect in cities that created a literary academy is striking—those cities experience a lower growth rate of between 12.5% and 11.2% (p-value 0.006 and 0.012, respectively) during the first 50 years relative to cities without a literary academy. This negative effect disappears in the next 50 years, with coefficients slightly positive but not statistically different from zero. While this result is challenging to interpret, it seems to support the idea presented by Murphy et al. (1991), suggesting that some occupations may be rent-seeking, using resources without generating economic returns, leading to a negative overall effect. Recent empirical literature also suggests that regions more involved in Catholic traditions grow more slowly than their counterparts due to a more religious and less technical education system (Squicciarini, 2020). Similarly, Curtis and de la Croix (2023b) shows that income per capita is negatively influenced by the presence of scholars studying law in the region.

It seems that scientific subjects are the ones that truly matter for long-term growth. When studying the creation of scientific academies in Figure 4a,

I show that cities where more than 50% of academy members studied science, applied science, and medicine experienced faster economic growth—by 15% (p-value: 0.038) after 100 years relative to cities without a scientific academy. This faster growth persists until the end of the sample period, with cities growing 16.5% faster 150 years after a scientific academy is established in the city.

These results align with those in Appendix F, confirming that the field of study matters, and specifically, that scientific subjects have a positive and significant effect on city population growth on average. Additionally, by using the entire sample of academies that adopted the scientific approach and experimental procedures, I can show that critical thinking has the strongest effect when associated with scientific subjects, which are also more directly linked to the practical needs of local communities. This is further confirmed in Section 6 where I explain the connection between the creation of academies and the quality of universities.

In the appendix, I present alternative DID estimators following Callaway and Sant’Anna (2021), De Chaisemartin and d’Haultfoeuille (2020), and De Chaisemartin and d’Haultfoeuille (2022) as robustness checks. All the main results are confirmed, see Appendix H for details.

These findings align with the event study estimates, showing that the field of study of an academy—whether scientific or literary—has a significant impact on population growth rates. Scientific academies have a positive effect, while literary academies have a negative effect, at least in the short term. Moreover, these results highlight the importance of collecting micro-level data on the field of study to precisely assess the impact of high-level human capital before the Industrial Revolution.

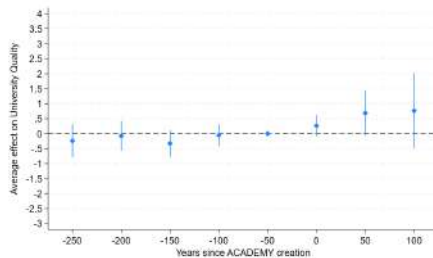
## 6 Quality of Universities

The direct link between educational institutions and the economic growth of cities is established, but there are other avenues through which the arrival of an academy can impact its surrounds. I begin by exploring the effect of creating academies on the quality of universities.

In this section, I examine historical evidence for the role of academies in fostering university innovations and reforms. I can use my data to measure university quality over time, within the same period considered in Section 5.3. Thus, I can apply the same identification strategy and use a DID design.

While exploring the connection between university quality and the establishment of academies provides insights into the direction of the effect, it does not fully resolve the underlying endogeneity issue. Nevertheless, defining the relationship between innovative academies and university quality remains of significant interest: it offers valuable insights into the process that ultimately transformed European universities into modern, professionally-oriented institutions by the 19th century.

The computation of a university’s quality is based on the aggregated quality of the top five professors who taught there in the preceding 25 years (for technical specifics, refer to de la Croix et al. (2023)). Using the information available in the database, I calculate the average university quality for every 50-year interval up to 1800. Using this approach I can replicate the same DID design I used in the previous section. Here, I present results using my preferred DID estimator Sun and Abraham (2021), while Appendix I.2 provides event studies generated through dynamic TWFE regressions. I consistently include only two lags in the analyses to balance event frequencies, as university quality data is available only up to 1800. The last dynamic effects would otherwise imprecisely estimate the relative coefficients, considering only the first academy, the *Accademia degli Investiganti*, was exactly founded in 1650.



**Fig. 5** Effect of creating an academy between 1500 and 1800 in cities that hosted a university at least once estimated with Sun and Abraham (2021). Control group: never-treated. Dependent variable: quality of universities.

Figure 5 illustrates the impact of establishing an academy on university quality using the estimator outlined in Sun and Abraham (2021). The pre-trends are consistent, with no significant negative leads. Furthermore, similar to the main results, I observe no significant effects after an academy is established. The creation of an academy in cities that already have a university does not appear to improve the quality of the universities compared to cities with universities but without academies.

The effect becomes evident only with the creation of purely scientific academies, as shown in Figure 6a. The effect is remarkably significant and positive after 50 years: the establishment of a scientific academy increases university quality by a coefficient of 1.84 (p-value: 0.02), representing an average increase of almost 60% compared to pre-treatment statistics ( $\mu = 3.18$ ,  $sd = 2.29$ ). Using the methodology of Callaway and Sant’Anna (2021), I observe a positive average treatment effect on the treated, with a coefficient of 0.83 (p-value: 0.067), and no indication of pre-trends. This general effect is driven primarily by the first lag. Thus, considering both the main results and those presented in this section, I demonstrate that the creation of a scientific academy has a significant impact on university quality in cities compared to those where a university, but not a scientific academy, was established.



In contrast, literary academies show no significant positive effects. While the pre-trend is still confirmed, the average treatment effect on the treated cities is negative but not statistically significant. This suggests that the creation of a literary academy does not lead to an improvement in university quality, which aligns with the findings in the main text.

Finally, event studies examining long-lasting<sup>30</sup> and large academies<sup>31</sup> suggest a positive influence on university quality for the latter. Figure 6c and Figure 6d contain the respective results.

In cities that had a university at least once, the establishment of long-lasting academies does not appear to affect university quality. The control group here includes cities with universities but without long-lasting academies. Placebo estimates are not significant, confirming the presence of parallel trends. Using Callaway and Sant’Anna (2021), I find a positive, though not significant, average treatment effect on the treated, with a coefficient of 0.44 (p-value: 0.124).

When examining the establishment of large academies in university cities, a positive and significant effect is observed over the 100 years following academy creation. The coefficients indicate an immediate average increase of 45%, growing to 63% after 100 years (pre-treatment stats:  $\mu$  2.71,  $sd$  2.23). These results support the importance of large academies, whose role may have been underestimated in the main analysis. Average treatment effects using Callaway and Sant’Anna (2021) confirm both the absence of pre-trends and a significant post-treatment effect. Hosting a large academy has an average treatment effect on the treated cities of 0.71 (p-value: 0.04), indicating that the presence of such academies substantially improves the quality of universities.

These findings are particularly interesting because they not only confirm the relevance of scientific academies in improving university quality, but also suggest a role for the size of the academy in modernizing nearby universities.

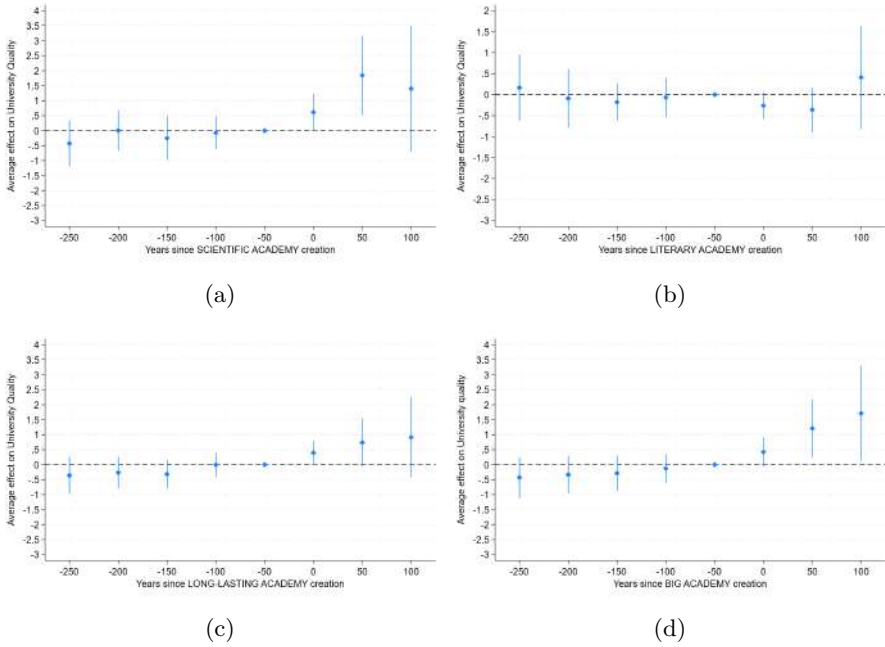
I examine two more cases, to explore whether universities of higher quality have a different impact on the economic development of cities that either (i) do not have a university or (ii) do not have an outstanding university. I define “top” universities as those institutions that achieve an average quality of at least 4.53 during any period of activity. This threshold corresponds to the third quartile of university quality in 1800, the final year of analysis.<sup>32</sup>

I begin by presenting the results for the entire sample of cities, comparing the effect of having a top university in a city to not having a university. The

<sup>30</sup>Long-lasting academies are those that have been active for more than 30 years.

<sup>31</sup>Large academies are those with more than 30 members.

<sup>32</sup>Top universities selected using this criterion are located in the following cities: Alcalá-de-Henares (SPA), Basel (CHE), Bologna (ITA), Cambridge (UK), Coimbra (PRT), Douai (FRA), Edinburgh (UK), Erfurt (DEU), Erlangen (DUE), Franeker (NLD), Frankfurt am Oder (DEU), Freiburg (DEU), Geneve (CHE), Giessen (DEU), Glasgow (UK), Göttingen (DEU), Greifswald (DEU), Halle (DEU), Heidelberg (DEU), Helmstedt (DEU), Iena (DEU), Ingolstadt (DEU), Kaliningrad (RUS), Kiel (DEU), Copenhagen (DNK), Köln (DEU), Krakow (POL), Leiden (NLD), Leipzig (DEU), Leuven (DEU), Lund (SWE), Marburg (DEU), Montpellier (FRA), Napoli (ITA), Oxford (UK), Padova (ITA), Paris (FRA), Pavia (ITA), Pisa (ITA), Roma (ITA), Rostock (DEU), Salamanca (SPA), Strasbourg (FRA), Torino (ITA), Tübingen, Turku (FIN), Uppsala (SWE), Utrecht (NLD), Valencia (SPA), Vilnius (LTU), Wien (AUT), Wittenberg (DEU).



**Fig. 6** Effect of creating (a) a scientific academy, (b) a literary academy, (c) a long-lasting academy (with more than 30 years of activity), and (d) a big academy (with more than 30 members) between 1500 and 1800 estimated with Sun and Abraham (2021). Control group: never-treated. Dependent variable: quality of universities.

results, using Sun and Abraham (2021), are in the Appendix. Figure I23a does not show highly significant effects, except for the period between 100 and 350 years after the university’s creation (i.e., from the 2<sup>nd</sup> to the 7<sup>th</sup> lag), where the coefficients are slightly significant (p-value: 0.07 on average) and still negative, with an average magnitude of approximately  $-14\%$ . Nevertheless, Figure I23 does indicate, if anything, an improvement compared to the main results in Figure 2b, where the creation of a university had a clearly negative impact on local economies compared to cities without universities. Figure I23b extends the analysis to the period between 1000 and 1900. The only significant and negative coefficients occur at 100 years ( $-10\%$ , p-value: 0.05) and 300 years ( $-9\%$ , p-value: 0.09); the other coefficients remain negative but are no longer significant.

In Figure I24, I present results of a comparison of having a top university and having a non-top university. This increases the similarity between the control and treated groups, though it lowers the statistical power. Figure I24a shows universities founded between 1500 and 1800. It is notable that the negative effects are smaller after the creation of a top university, with coefficients approaching zero as the timeline extends to 450 years. Figure I24b, which goes back to the year 1000 to include more university creations, shows a more generalized zero effect, though with small magnitudes.

## 7 Additional analyses

In this section, I provide sensitivity analyses to better understand the specific effects of certain units of analysis. In Section 7.1, I examine the impact of excluding major cities such as London and Paris, as well as entire countries that host a large number of innovative academies, including France, Italy, Germany, and the UK.

In Section 7.2 I explore the potential for spillover effects from nearby cities. The creation of an academy in one city could be influenced not only by the characteristics of that specific urban area but also by those of nearby cities, which could bias the DID estimator. I show that this is not a concern, demonstrating the coefficients for the unbiased local effect.

Finally, in Section 7.3 I present the spillover effects obtained through “donut” regressions, where I allow for the influence of academies to extend beyond the immediate urban center. These results reveal interesting dynamics, which again depend on the academic fields at the institution.

### 7.1 Sensitivity analyses: leave-one-out

Maintaining a European perspective has the advantage of offering a comprehensive and general analysis. However, it is possible that specific units of analysis may heavily influence the results. For instance, cities hosting the most prominent academies, such as London and Paris, could disproportionately drive the findings. This could also occur at the country level, where one nation might dominate the outcomes. In this case the effects could not be attributed to all of Europe, but rather to a specific unit. I use sensitivity analysis to determine whether certain cities or countries are driving my results.

I begin by excluding London and Paris, followed by the four countries with the largest number of academies: France, Italy, Germany, and the UK. I exclude each unit one at a time to assess its individual impact, comparing the results to my main findings using the *IW* estimator from Sun and Abraham (2021).

Excluding London does not affect the results, as the coefficients from the event studies on academy creation remain largely unchanged, regardless of the type of academy analyzed. The same is true when Paris is excluded from the sample, where the coefficients slightly increase in magnitude but show no change in significance. Appendix J.1 and J.2 provide graphical representations of these results. Overall, the main findings remain consistent even when excluding the most renowned centers of scientific knowledge and innovation. This not only demonstrates the robustness of the analysis but also reduces concerns about endogeneity.

Maintaining a European perspective throughout the paper allows me to exclude an entire country while retaining enough statistical power to assess its relative importance compared to the entire sample. I begin by excluding

France, which hosts the largest number of academies, followed by Italy, Germany, and the UK. France significantly affects the results, as it contains the most academies (30 out of 83) and universities (34 out of 153). In the main event studies, excluding France slightly reduces the significance of the negative coefficient found immediately after an academy's establishment.<sup>33</sup> Excluding France also increases the positive effect observed at the 100-year mark; excluding French urban areas, cities hosting academies show a population growth rate 17% higher (p-value: 0.01) compared to cities without academies (previously 9% with a p-value of 0.07). Overall, excluding France only slightly alters the results, primarily by amplifying the positive impact of academy creation. Figure J31 displays these results. This effect can be explained by France's unique history: excluding the country removes the negative shocks it experienced during the 18th century. In 1793, the French Revolutionary Convention sought to sever all cultural ties with the *Ancien Régime*. On August 8th, 1793, the National Convention decreed the "suppression of all academies and literary societies licensed or endowed by the nation" (Taillefer, 1984). The second article of this decree mandated the closure of academies and the confiscation of all their materials, including "books, manuscripts, medals, machines, tables, and other objects," which were placed in storage. The buildings were also seized and sold as national property in the subsequent years (Taillefer, 1984).

Regarding other outcomes, I find similar effects with or without France when analyzing the creation of academies in cities that have ever hosted a university (Figure J31e) or when examining the impact of *ACAD* on university quality (Figure J31b). Excluding France does not significantly alter the results concerning university creation (*UNI*), which remain negative and significant, and the same holds true when extending the time frame from 1000 to 1900 (Figure J31c and J31d).

The most challenging results to interpret arise when analyzing specific academies after excluding France, including purely scientific, literary, long-lasting, and large academies. Without France, the creation of scientific academies no longer has a negative impact on population growth within the first 50 years. Moreover, excluding French cities leads to a 19% faster growth rate for cities with scientific academies 100 years after their creation—a larger magnitude compared to the baseline. However, when testing the influence of scientific academies on university quality, excluding France lowers statistical significance while keeping the magnitude unchanged, suggesting that the regression's statistical power is insufficient to fully interpret the results (Figure J32a and J32b).<sup>34</sup> For literary academies, excluding France slightly mitigates the negative effects on population growth observed within the first 50 years (Figure J32c). As for university quality, the effect of literary academies in the rest of Europe remains non-significant, similar to the main findings (Figure J32d). Excluding France increases the positive impact of long-lasting

---

<sup>33</sup>With France, the coefficient was  $-9.4\%$  (p-value: 0.005); without France, the magnitude remains at  $-10\%$ , but the p-value rises to 0.015.

<sup>34</sup>France hosts 10 out of the 38 scientific academies in the sample.

academies on population growth after 100 years<sup>35</sup>, without altering the results on university quality, which remain insignificant (Figures J32e and J32f). For large academies, excluding France has minimal impact on the results (Figure J32g and J32h).

Excluding other countries does not affect the results in the same way as excluding France. Removing Italy decreases the significance of the results: the *ACAD* event shows no strong positive effect, with only a slightly significant coefficient 100 years after academy creation (Figure J33a). However, the results on university quality remain unchanged. The main findings also hold when looking at the types of academies created: without Italy, scientific academies still have a significant positive effect after 100 years (+17%), increasing to 20% by the end of the sample period compared to cities without scientific academies (Figure J34a). These effects remain strong for university quality as well (Figure J34b). Appendix J.4 presents all event studies.

Excluding Germany delays the positive impact of the *ACAD* event (Figure J35a). This is driven by scientific, long-lasting, and large academies: when German cities are excluded, the positive effects of these academies become highly significant only after 150 years, rather than 100. This delay is explained by the fact that German academies were established around 1755, while the average creation date for the whole sample is 1741. Although the difference is only 15 years, it aligns with the cut-off point for sample periods, shifting the results by 50 years. All other findings, including those related to university quality, remain unchanged. The graphs for this are in Appendix J.5.

Excluding the UK does not significantly alter the baseline results on population growth: the *ACAD* event shows an immediate negative effect that is more than offset after 100 years. The analyses regarding field of study, academy size, and years of activity remain unchanged, as do the findings when university quality is used as the outcome variable. Appendix J.6 contains all relevant results.

## 7.2 Local effects

I assume that the main event studies capture only the local effect of creating an academy. However, the influence of such institutions may extend beyond the boundaries of a single municipality, potentially affecting nearby cities. In this case, the treatment effects could violate the Stable Unit Treatment Value Assumption (SUTVA)—a key assumption for unbiased event studies. SUTVA requires that the effects depend solely on the status of treated cities and not on neighboring cities. To address this, a common strategy is to exclude nearby cities, to account for potential spatial spillovers Butts (2021). This approach refines the construction of the counterfactual, ensuring that cities indirectly impacted by spillovers are excluded from the sample. Such analysis can provide

---

<sup>35</sup>With France, long-lasting academies foster growth by 10%, while without France the effect rises to 19%.

a more accurate estimate of the local effect of creating an innovative academy within a particular city. The resulting estimator will yield unbiased coefficients, provided that all nearby cities potentially affected by the treatment are excluded from the sample.

Following the methodology of Johnson, Thomas, and Taylor (2023), who examine spatial spillovers for a historical period similar to the one considered in this paper, I exclude cities within a 50, 100, and 150 km radius of an academy, while keeping the hosting city.<sup>36</sup> If the primary results hold after this adjustment, the effects identified can be considered the unbiased local effects of creating an academy in a specific urban area. In this section, I focus solely on academies and do not analyze spatial spillovers for universities, given that I find a zero effect of university creation.

When excluding cities within a 50 km radius of the nearest academy, the results remain consistent in terms of population growth rates. As expected, the significance diminishes due to the reduced sample size (now 1,642 cities, down from 2,056). However, excluding cities within 100 and 150 km produces slight changes: the magnitude of negative coefficients increases within the first 50 years, while the magnitude of positive coefficients—found after 100 years—diminishes until they are no longer relevant. Despite this, the positive coefficients related to university quality persist, although they are not statistically significant, as they are in the baseline results. These findings are displayed in Figure K39.

Figure K40 shows the event studies for academy creation in cities that previously hosted a university. Once again, the trends are consistent with the main results.

In the analysis of spatial spillovers for specific types of academies—scientific, literary, long-lasting, and large academies—I exclude cities located near the respective academy type. I find no substantial variations compared to the main results when excluding cities within a 50, 100, or 150 km radius. Scientific academies (Figure K41) exhibit a positive effect on population growth rates from 100 years after their creation, reaching a 16.8% increase after 150 years, and they also enhance university quality by around 43% on average (pre-treatment stats:  $\mu$  3.18,  $sd$  2.29) within the first 50 years. Literary academies (Figure K42) reduce population growth by around 12% within the first 50 years but have no significant effect on university quality within the same city. The results for long-lasting and large academies align with the main findings (Figure K43 and Figure K44, respectively): both types of academies initially have a negative impact on population growth in the first 50 years but show a strong recovery in the following century. Additionally, large academies significantly improve university quality during this period.

---

<sup>36</sup>I do not extend the radius beyond 150 km in order to maintain sufficient statistical power.

### 7.3 Spillover effects

In this section, I examine potential spatial spillover effects from the creation of different types of academies. This complements the previous section, where I estimated the local effect. Now, I assess the impact on cities located further away from the treated cities, applying a standard spatial analysis technique (Butts, 2021; Keller & Shiue, 2021). Specifically, I create “donuts” around the treated city—the academy-hosting city—using cities within these donuts as treated groups and those further away as controls. To focus on spillover effects, the treated city itself is excluded. Due to statistical power constraints, the maximum radius for these donuts is 25 kilometers: I analyze areas 0-25 km, 25-50 km, and 50-75 km from the treated city.<sup>37</sup>

I find a consistent pattern for cities within the 0-25 km donut: while cities further away experience no immediate effects (with no significant coefficients at time 0), they show a positive and significant impact roughly 50 years after the academy’s creation. This positive effect, however, trends downward over time, with coefficients ceasing to be significant by 100 years and eventually becoming negative (though still not significant) in later periods.<sup>38</sup>

This pattern—significant positive effects at 50 years followed by a decline—persists, particularly for scientific and larger academies. Cities within 25 km seem to benefit earlier (from 0 to 50 years) compared to the host cities, which only see positive effects between 50 and 100 years after the academy’s creation. However, while the hosting cities retain long-term benefits, the positive effect fades for the surrounding cities. This might reflect the hosting cities absorbing the upfront costs of establishing the academy, while nearby cities benefit from spillover effects without incurring those costs. In the long run, however, the hosting cities continue to benefit while the spillover effects dissipate in surrounding areas.

For cities within the 25-50 km and 50-75 km donuts, I find no evidence of positive spillovers. After excluding the nearest cities (i.e., those hosting academies and those within 25 km or 50 km), these cities do not experience significant impacts within the first 50 years. Over time, they show a slightly significant negative effect, with the 25-50 km donut exhibiting more significant results than the 50-75 km one. This suggests that cities may bear some costs of not having an academy close enough. This pattern is most evident for larger academies, while for scientific academies, the effects in these two donuts remain flat.

For long-lasting academies, there is no significant spillover effect; the general pattern holds.

The results for literary academies differ. For the 0-25 km donut, statistical power is insufficient to draw robust conclusions.<sup>39</sup> However, in the 25-50 km

---

<sup>37</sup>I explored spillovers up to 150 km, but beyond 100 km the results became non-significant due to limited statistical power.

<sup>38</sup>Note that for the last lag, I used fewer frequencies, which should be considered when interpreting the results.

<sup>39</sup>The maximum number of frequencies for the first donut is 58, compared to 186 and 388 for the other two.

and 50-75 km donuts, a progressively negative impact emerges: cities within the 25-50 km donut experience slower growth, with a 4% reduction initially and an 11% reduction after 100 years. A similar but slightly more significant effect is observed for cities in the 50-75 km donut.

As discussed in the main analysis, literary academies negatively impact host cities during the first 50 years. However, the negative effect on surrounding cities appears to persist over time. This could be explained by resource allocation toward low-return activities: resources drawn from surrounding areas may slow growth locally, while the benefits of producing capable professionals, like lawyers or historians, are confined to the hosting cities. Thus, while these cities eventually recover, the surrounding cities continue to experience diminished growth.

## 8 Conclusions

I explore the long-term role of higher educational institutions in economic development. Using cutting-edge econometric techniques, I provide new insights into the economic impact of Early Modern academies across European cities from 1500 to 1800. This research contributes to several key strands of the existing literature, offering fresh perspectives on the relationship between educational institutions and economic growth, especially in the period before the Industrial Revolution.

At the heart of this study is a unique dataset of academicians and university professors, comprising over 76,000 scholars from more than 380 institutions. With this comprehensive database, I developed a robust difference-in-differences (DID) design to analyze the establishment and evolution of higher educational institutions. The individual-level information within the dataset proved crucial in addressing contentious issues in the literature and refining our understanding of the economic impact of these institutions.

Evaluating economic growth directly through population growth rates, I find that academies had a delayed positive effect, with an initial decline. Academies focused on scientific disciplines exhibited a strong and persistent positive impact: cities hosting these institutions experienced approximately 15% higher population growth after 100 years. In contrast, literary academies had a temporary negative effect on population growth during the first 50 years. These results highlight the nuanced relationship between education and economic dynamics in historical contexts.

Turning to higher quality universities, my research aligns with previous studies, finding no significant impact on population growth rates. This suggests that universities of the time were less influential than the innovative scientific academies in fostering economic development.

One of the most intriguing findings relates to other pathways through which academies may have influenced growth. Examining the quality of universities as the dependent variable, I observe a strong positive effect from the establishment of academies, especially scientific ones. After 50 years, the creation



of a scientific academy is associated with a remarkable 60% increase in the quality of the city's university, on average. This supports the argument that scientific academies promoted innovative thinking, also elevating the overall quality of local educational institutions. Conversely, literary academies showed no significant impact on university quality.

My results emphasize the importance of innovation and experimental approaches to education in driving economic growth, consistent with the literature on “useful knowledge” (Mokyr, 2005b). By providing empirical evidence on the historical evolution of educational institutions, particularly universities, I show how scientific thinking and practical innovations have shaped their modernization. Moreover, this study highlights the continued relevance of investing in innovative and scientific education for shaping societal progress, even in the face of establishment costs.

## Acknowledgments

I am grateful to David de la Croix, Joseph F. Gomes, Luca Pensieroso, Joel Mokyr, and Walker W. Hanlon for guidance. I thank the Research Assistants working on the ERC project 883033 and on the PDR A2.11903.007-F for the help with the data collection.

I have benefited from discussions with Larbi Alaoui, Mike Andrews, Sascha O. Becker, Enrico Berkes, Christine Binzel, Raouf Boucekkine, Mario Carillo, Matteo Cervellati, Giorgio Chiovelli, Damian Clarke, Matthew Curtis, Claude Diebolt, Oded Galor, Victor Gay, Cecilia Garcia-Peñalosa, Michela Giorcelli, Paula Gobbi, Johannes Johnen, Noel Johnson, Wolfgang Keller, Jean-Francois Maystadt, Ralf Meisenzahl, Stelios Michalopoulos, Enrico Moretti, Peter Nencka, Sebastian Ottinger, Nuno Palma, Luigi Pascali, Giovanni Peri, Hillel Rapoport, Gérard Roland, Lukas Rosenberger, Jared Rubin, Jonathan Schulz, Mara Squicciarini, Uwe Sunde, Felipe Valencia Caicedo, Nico Voigtländer, David Weil, and Giulio Zanella. I also thank the conference participants to the Winter Econometric Society 2023, Clio 2024, and Economic History Association 2024.

This project has received funding from the European Research Council (ERC) under the European Union's Horizon 2020 research and innovation programme, under grant agreement No 883033 “Did elite human capital trigger the rise of the West? Insights from a new database of European scholars”. This work was also supported by the Fonds de la Recherche Scientifique-FNRS under Grant n° A2.11903.007-F “Human capital and the rise of the West: the key role of scientific academies”.

## References

- Abramitzky, R., & Sin, I. (2014). Book translations as idea flows: The effects of the collapse of communism on the diffusion of knowledge. *Journal of the European Economic Association*, 12(6), 1453–1520.
- Académie de Béziers (2024). *Tricentenaire Academie Beziers 1723 - 2023*. Retrieved from <https://tricentenaire-beziers.fr/historique/> (Consulted in April 2024)
- Académie De Cherbourg (2024). *Historique*. Retrieved from <https://academiedecherbourg.wordpress.com/la-societe-nationale-academie-de-cherbourg/> (Consulted in April 2024)
- Académie des sciences, des lettres et des arts d'Amiens (1901). *Tome XLVIII. Mémoires de l'Académie des sciences, agriculture, commerce, belles-lettres et arts du département de la Somme*. Imprimerie Yvert et Tellier.
- Académie des Sciences, Lettres et Arts d'Arras (2024). *Histoire de l'Académie d'Arras*. Retrieved from <https://academie-arras.fr/histoire> (Consulted in March 2024)
- Académie des Sciences Lettres et Arts de Marseille (2024). *Histoire de l'Académie depuis 1726*. Retrieved from <https://www.academie-sla-marseille.fr/pages/l-academie-de-marseille/histoire-de-l-academie-depuis-1726-1720124475.html> (Consulted in April 2024)
- Académie Royale de Marine (2024). *250 ans d'histoire*. Retrieved from <https://www.academiedemarine.com/250ans.php> (Consulted in March 2024)
- Académie Royale des sciences (2024). *Histoire de l'Académie des sciences*. Retrieved from <https://www.academie-sciences.fr/fr/Histoire-de-l-Academie-des-sciences/histoire-de-l-academie-des-sciences.html> (Consulted in February 2023)
- Académie Royale des Sciences, belles-lettres et arts de Lyon (2024). *Histoire de l'Académie*. Retrieved from <https://academie-sbla-lyon.fr/Academie/histoire> (Consulted in April 2024)
- Accademia delle Scienze di Torino (n.d.). *Oggi si chiamano brevetti, nel passato privilegi industriali*. Retrieved from <https://accademiadellescienze.it/brevetti> (Consulted in June 2023)

- Accademia Nazionale di Scienze, Lettere e Arti di Modena (2023). *I soci storici*. Retrieved from <https://www.accademiasla-mo.it/it> (Consulted in February 2023)
- Accademia Peloritana dei Pericolanti (2024). *Storia dell'Accademia*. Retrieved from <https://www.accademiapeloritana.it/storia.html> (Consulted in March 2024)
- Accademia Roveretana degli Agiati di Scienze, Lettere ed Arti (2024). *Storia*. Retrieved from <https://agiati.org/storia> (Consulted in March 2024)
- Acemoglu, D., Johnson, S., Robinson, J. (2005). The rise of Europe: Atlantic trade, institutional change, and economic growth. *The American Economic Review*, 95(3), 546–579.
- Allombert, F. (1899). *Annales de la Societe d'Emulation et Agriculture (Lettre, Science, et arts) de l'Ain*. (Bourg-en-Bresse)
- Applebaum, W. (2000). *Encyclopedia of the scientific revolution: from Copernicus to Newton*. Routledge.
- Ashraf, Q., & Galor, O. (2011). Dynamics and stagnation in the Malthusian epoch. *American Economic Review*, 101(5), 2003–2041.
- Bairoch, P. (1988). *Cities and economic development: from the dawn of history to the present*. University of Chicago Press.
- Bairoch, P., Batou, J., Pierre, C. (1988). *Population des villes européennes de 800 à 1850: banque de données et analyse sommaire des résultats (la)*. Librairie Droz.
- Barro, R.J. (1991). Economic growth in a cross section of countries. *The quarterly journal of economics*, 106(2), 407–443.
- Barro, R.J. (2001). Human capital and growth. *American Economic Review*, 91(2), 12–17.
- Bayerische Akademie der Wissenschaften (2024). *Chronik der Akademie*. Retrieved from <https://badw.de/geschichte/chronik.html> (Consulted in May 2024)
- Becker, S.O., & Woessmann, L. (2009). Was Weber wrong? A human capital theory of Protestant economic history. *The quarterly journal of*

- economics*, 124(2), 531–596.
- Berkes, E., & Nencka, P. (2021). Knowledge access: The effects of Carnegie libraries on innovation. Available at SSRN 3629299.
- Berry, H.F. (1915). *A history of the royal dublin society*. Longmans, Green and Co. (London)
- Bhalotra, S., Clarke, D., Gomes, J., Venkataramani, A. (2023). Maternal mortality and women's political participation. *Forthcoming at the Journal of the European Economic Association*.
- Bianchi, N., & Giorcelli, M. (2020). Scientific education and innovation: from technical diplomas to university stem degrees. *Journal of the European Economic Association*, 18(5), 2608–2646.
- Bierens de Haan, J.A. (1952). *De Hollandsche Maatschappij der Wetenschappen, 1752-1952*. (Haarlem)
- Böhme-Kaßler, K. (2005). *Gemeinschaftsunternehmen Naturforschung : Modifikation und Tradition in der GNF zu Berlin 1773 - 1906*. Franz Steiner Verlag GmbH. (Stuttgart)
- Bois, J.-P. (2021). *Histoire de L'Académie Royale des Belles-Lettres d'Angers, 1685-1793*. Le Coudray-Macouart, Saint-Léger Editions. (Angers)
- Boissier, G. (1907). *La Suppression des Académies en 1793*. *Revue des Deux Mondes* (1829-1971). (5e période, Vol. 40, No.4, pages 721-751)
- Bosker, M., Buringh, E., Van Zanden, J.L. (2013). From Baghdad to London: Unraveling urban development in Europe, the Middle East, and North Africa, 800–1800. *Review of Economics and Statistics*, 95(4), 1418–1437.
- Brizzi, G.P. (2001). *L'antica Università di Fermo*. Milano-Fermo, Silvana.
- Buringh, E. (2021). The Population of European Cities from 700 to 2000: Social and Economic History. *Research Data Journal for the Humanities and Social Sciences*, 1(aop), 1–18.
- Butts, K. (2021). Difference-in-differences estimation with spatial spillovers. *arXiv preprint arXiv:2105.03737*.

- Callaway, B., & Sant'Anna, P.H. (2021). Difference-in-differences with multiple time periods. *Journal of Econometrics*, 225(2), 200–230.
- Campori, G. (1887). *La società filopatria di Torino*. Giornale Storico della Letteratura Italiana. (Torino)
- Cantoni, D., & Yuchtman, N. (2014). Medieval universities, legal institutions, and the commercial revolution. *The Quarterly Journal of Economics*, 129(2), 823–887.
- Cassidy, D.C. (1985). *Meteorology in Mannheim: The Palatine Meteorological Society, 1780-1795*. Franz Steiner Verlag Wiesbaden GmbH. (Stuttgart)
- Chen, Z., & Ma, C. (2022). Prioritizing Stability over Productivity: How Confucianism Facilitated Population Growth in Preindustrial China. *SSRN*.
- Cinnirella, F., & Streb, J. (2017). The role of human capital and innovation in economic development: evidence from post-Malthusian Prussia. *Journal of economic growth*, 22, 193–227.
- Clarke, D., & Tapia-Schyte, K. (2021). Implementing the panel event study. *The Stata Journal*, 21(4), 853–884.
- Cohen, D., & Soto, M. (2007). Growth and human capital: good data, good results. *Journal of economic growth*, 12(1), 51–76.
- Complete list of the members and officers of the Manchester Literary and Philosophical Society, from its institution on February 28th, 1781 to April 28th, 1896*. (1896). (Manchester)
- Courteault, P. (1912). *Listes des membres: 1712-1912, Actes de l'Académie nationale des sciences, belles-lettres et arts de Bordeaux, 1912, p. 327-357*. Académie nationale des sciences, belles-lettres et arts de Bordeaux. (Bordeaux)
- Curtis, M., & de la Croix, D. (2023a). Measuring Human Capital: from WorldCat Identities to VIAF. *Repertorium Eruditorum Totius Europae*, 10, 17–22.

- Curtis, M., & de la Croix, D. (2023b). *Seeds of Knowledge: Premodern Scholarship, Academic Fields, and European Growth* (Tech. Rep.). CEPR Press Discussion Paper No. 18321.
- de la Croix, D., & Zanardello, C. (2021). Scholars and Literati at the Academy of Sciences of Turin (1757–1800). *Repertorium Eruditorum Totius Europae*, 5, 43–51.
- de la Croix, D., & Zanardello, C. (2022). Scholars at the Royal Academy of Sciences in Paris (1666–1793). *Repertorium Eruditorum Totius Europae*, 9, 1–10. Retrieved from 10.14428/rete.v9i0/ASc
- De Candolle, A. (1885). *Histoire des sciences et des savants depuis deux siècles: précédée et suivie d'autres études sur des sujets scientifiques en particulier sur l'hérédité et la sélection dans l'espèce humaine*. Bale: Georg.
- De Chaisemartin, C., & d'Haultfoeuille, X. (2022). *Difference-in-differences estimators of intertemporal treatment effects* (Tech. Rep.). National Bureau of Economic Research.
- De Chaisemartin, C., & d'Haultfoeuille, X. (2024). Difference-in-differences estimators of intertemporal treatment effects. *Review of Economics and Statistics*, 1–45.
- De Chaisemartin, C., & d'Haultfoeuille, X. (2020). Two-way fixed effects estimators with heterogeneous treatment effects. *American Economic Review*, 110(9), 2964–2996.
- De Chaisemartin, C., & D'haultfoeuille, X. (2023). Two-way fixed effects and differences-in-differences estimators with several treatments. *Journal of Econometrics*, 236(2), 105480.
- de Colonjon, H. (1866). *Société Académique Et Patriotique De Valence, Bulletin De La Société Départementale D'archéologie Et De Statistique De La Drome*. Imprimerie De Chenevier Et Chayet. (Valence)
- Defrasne, J., Maurat, J.-P., Lordereau, M., Lassus, F. (2002). *Deux cent cinquantième anniversaire de l'académie de Besançon*. (Besançon)
- de la Croix, D. (2021). Scholars and Literati in European Academia before 1800. *Repertorium Eruditorum Totius Europae*, 5, 35–41.

- de la Croix, D., Docquier, F., Fabre, A., Stelter, R. (2023). The Academic Market and the Rise of Universities in Medieval and Early Modern Europe (1000–1800). *Journal of the European Economic Association*, jvad061.
- de la Croix, D., & Doraghi, M. (2021). Scholars and literati at the Saint Petersburg Academy of Sciences (1724–1800). *Repertorium eruditorum totius Europae*, 5, 17–26.
- de la Croix, D., Einfeld, T., Ganterer, M. (2021). Scholars and literati at the royal prussian academy of sciences (1700–1800). *Repertorium eruditorum totius Europae*, 3, 1–9.
- DeLong, J., & Shleifer, A. (1993). Princes or Merchants? City Growth before the Industrial Revolution. *Journal of Law and Economics*, 36(2), 671–702.
- de Pontville, M. (1997). *Histoire de l'Académie de Caen*.
- des Barres, C. (1851). *Discours de M. le Président sur l'histoire des anciennes Sociétés littéraires et scientifiques à Auxerre. Bulletin de la société des sciences historiques et naturelles de l'Yonne*. Perriquet. (Auxerre)
- Deutsche Akademie der Naturforscher Leopoldina (2024). *History of the Academy*. Retrieved from <https://www.leopoldina.org/en/about-us/about-the-leopoldina/history/the-history-of-the-leopoldina/> (Consulted in April 2024)
- Dittmar, J. (2011). Information technology and economic change: the impact of the printing press. *The Quarterly Journal of Economics*, 126(3), 1133–1172.
- Dittmar, J., & Meisenzahl, R. (2022). The research university, invention, and industry: Evidence from german history.
- Dulieu, L. (1975). *La médecine à Montpellier, Tome 1, Le Moyen-Age*. Les presses universelles.

- Emerson, R.L. (1981). *The Philosophical Society of Edinburgh 1748-1768*. Cambridge University Press. (Cambridge)
- Ercolani, G.B. (1881). *Accademia delle scienze dello Istituto di Bologna dalla sua origine a tutto il MDCCCLXXX*. Nicola Zanichelli. (Bologna)
- Flouret, J. (2009). L'académie de La Rochelle, ses activités, ses membres, de 1732 à nos jours. *Actes des congrès nationaux des sociétés historiques et scientifiques*. (Bordeaux)
- Forestié, E. (1888). *La société Littéraire et l'ancienne Académie de Montauban*.
- Frijhoff (1996). *A History of the University in Europe*.
- Galor, O. (2005). From Stagnation to Growth: Unified Growth Theory. *Handbook of Economic Growth*, 1, 171-293.
- Gertz, O. (1940). *Kungl. Fysiografiska Sällskapet I Lund 1772-1940*. Håkan Ohlssons Boktryckeri. (Lund)
- Goodman-Bacon, A. (2021). Difference-in-differences with variation in treatment timing. *Journal of Econometrics*, 225(2), 254–277.
- Gordin, M. (2000). The Importation of Being Earnest - The Early St. Petersburg Academy of Sciences. *The University of Chicago Press on behalf of The History of Science Society*, 91:1, 1 - 31.
- Gossemaume, M. (1985). *Précis Analytique Des Travaux De L'académie Royale Des Sciences, Belles - Lettres Et Arts De Rouen*. P.Periaux. (Rouen)
- Gunther, R.T. (1925). *Early Science in Oxford - VOL IV - The Philosophical Society*. (Oxford)
- Hanlon, W.W. (2022). *The rise of the engineer: Inventing the professional inventor during the Industrial Revolution* (Tech. Rep.). National Bureau of Economic Research.
- Hanushek, E.A., & Woessmann, L. (2008). The role of cognitive skills in economic development. *Journal of economic literature*, 46(3), 607–68.
- Hasquin, H. (2009). *L'académie impériale et royale de Bruxelles, ses académiciens et leurs réseaux intellectuels au XVIII siècle*. Académie



Royale de Belgique. (Bruxelles)

*Histoire et mémoires de la société des sciences physiques de Lausanne. Tome Second. Années 1784, 1785 & 1786.* (1789). Mourer. (Hombourg-ez-Monts)

Hollandsche Maatschappij der Wetenschappen (2024). *Geschiedenis*. Retrieved from <https://khw.nl/> (Consulted in April 2024)

Jacobson, L.S., LaLonde, R.J., Sullivan, D.G. (1993). Earnings losses of displaced workers. *The American Economic Review*, 685–709.

Jakiela, P. (2021). Simple diagnostics for two-way fixed effects. *arXiv preprint arXiv:2103.13229*.

Johnson, N.D., Thomas, A.J., Taylor, A.N. (2023). The impact of the black death on the adoption of the printing press. *Working Paper*.

Juhász, R., Squicciarini, M.P., Voigtländer, N. (2020). *Technology adoption and productivity growth: Evidence from industrialization in france* (Tech. Rep.). National Bureau of Economic Research.

Karlberg, G. (1977). *Royal Society of Sciences of Uppsala, Catalogue of Publications 1716-1967*. Kungl. Vetenskaps-societeten i Uppsala. (Uppsala)

Keller, W., & Shiue, C.H. (2021). *The economic consequences of the opium war* (Tech. Rep.). National Bureau of Economic Research.

Kiefer, J. (2004). *Bio-bibliographisches Handbuch der Akademie Gemeinnützigler Wissenschaften zu Erfurt: 1754–2004*. Akad. Gemeinnützigler Wiss. zu Erfurt. (Erfurt)

Knowles Middleton, W. (1971). *The Experimenters: a study of the Accademia del Cimento*. The John Hopkins Press. (Baltimore and London)

Koschnick, J., Hornung, E., Cinnirella, F. (2022). Flow of Ideas: Economic Societies and the Rise of Useful Knowledge.

Kostlán, A. (1996). *Societas Incognitorum - První Učená Společnost V Českých Zemích*. Archiv Akademie věd České Republiky. (Prague)

- Krahnke, H. (2001). *Die Mitglieder der Akademie der Wissenschaften zu Göttingen 1751-2001*. Vandenhoeck & Ruprecht. (Göttingen)
- Kungliga Vetenskapsakademien (2024). *Akademiens historia*. Retrieved from <https://www.kva.se/om-oss/akademiens-historia/> (Consulted in May 2024)
- Königlich-Preußische Akademie der Wissenschaften (2024). *Akademiegeschichte*. Retrieved from <https://www.bbaw.de/die-akademie/akademie-historische-aspekte> (Consulted in May 2024)
- Lauzun, P. (1900). *La société académique d'Agen (1776-1900)*. Alphonse Picard et Fils. (Paris)
- Lettres Patentés*. (1790). Imprimerie Royale. (Grenoble)
- Lieburg, M.J. (1985). *Het Bataafsche Genootschap der Proefondervindelijke Wijsbegeerte te Rotterdam (1769-1984). Een bibliografisch en documenterend overzicht*. Editions Rodopi. (Amsterdam)
- Lomholt, A. (1950). *Det Kongelige Danske Videnskabernes Selskab 1742-1942*.
- Luscombe, D.E. (1969). The School of Laon. In *The school of peter abelard: The influence of abelard's thought in the early scholastic period* (p. 173–182). Cambridge University Press.
- Maggiolo, A. (1983). *I soci dell'Accademia patavina dalla sua fondazione (1599)*. Accademia Patavina delle Scienze Lettere ed Arti. (Padova)
- Maylender, M. (1930). *Storia delle accademie d'Italia* (Vol. 1-5). L. Cappelli.
- McClellan, J.E. (1985). *Science reorganized: Scientific societies in the eighteenth century*. Columbia University Press.
- Menu, H. (1869). *Notes historiques sur la Société Littéraire et sur la Société des Sciences Arts et Belles Lettres de Chalons sur Marne 1750-1792*. Le Roy. (Chalons-sur-Marne)
- Milsand, P. (1871). *Notes et documents pour servir à l'histoire de l'Académie des sciences, arts et belles-lettres de Dijon*. Auguste Aubry. (Dijon)
- Mokyr, J. (2003). *The gifts of Athena: Historical origins of the knowledge economy*. Princeton University Press.
- Mokyr, J. (2005a). The intellectual origins of modern economic growth. *The Journal of Economic History*, 65(2), 285–351.

- Mokyr, J. (2005b). Long-term economic growth and the history of technology. *Handbook of economic growth* (Vol. 1, pp. 1113–1180). Elsevier.
- Mokyr, J. (2010). *The Enlightened economy an economic history of Britain 1700-1850*. Yale University Press.
- Mokyr, J. (2016). *A Culture of Growth*. Princeton University Press.
- Mokyr, J., & Voth, H.-J. (2009). Understanding growth in early modern Europe. *Cambridge Economic History of Europe*, 1, 7–42.
- Murphy, K.M., Shleifer, A., Vishny, R.W. (1991). The allocation of talent: Implications for growth. *The quarterly journal of economics*, 106(2), 503–530.
- Mège, F. (1884). *L'académie des sciences, belles lettres et arts de Clermont Ferrand, Ses origines et ses travaux*. Ferdinand Thibaud. (Clermont Ferrand)
- Nelson, R.R., & Phelps, E.S. (1966). Investment in Humans, Technological Diffusion, and Economic Growth. *The American Economic Review*, 56(1/2), 69–75.
- Nicolas, M. (1854). *Histoire Litteraire de Nimes et des localites voisines qui forment actuellement le departement du Gard*. Chez Ballivet et Fabre, imprimeurs.
- Nicolas, M. (1908). *Mémoires de la société d'agriculture, sciences belles-lettres et arts d'Orléan*.
- Niedersächsische Akademie der Wissenschaften zu Göttingen (2024). *Über die Akademie*. Retrieved from <https://adw-goe.de/ueber-uns/uebersicht/> (Consulted in April 2024)
- Oberlausitzische Gesellschaft der Wissenschaften (2024). *Geschichte - Von der Gründung bis zum Ende des 18. Jahrhunderts*. Retrieved from <https://www.olgdw.de/gesellschaft/geschichte/> (Consulted in April 2024)
- Ó Gráda, C. (2016). Did science cause the industrial revolution? *Journal of Economic Literature*, 54(1), 224–239.

Pepe, L. (2008). Les milieux savants en Italie dans la deuxième moitié du 18<sup>e</sup> siècle. *Dix-huitième siècle*(1), 211–228.

Pixton, P.B. (1998). The misfiring of German cultural leadership in the twelfth century: The evidence from the cathedral schools. *Paedagogica historica*, 34(2), 346–363.

*Programme de la Société patriotique de Hesse-Hombourg, pour l'encouragement des connoissances et des mœurs.* (1777). Société Patriotique. (Hombourg-ez-Monts)

Ramankutty, N., Foley, J.A., Norman, J., McSweeney, K. (2002). The global distribution of cultivable lands: current patterns and sensitivity to possible climate change. *Global Ecology and biogeography*, 11(5), 377–392.

Rambachan, A., & Roth, J. (2020). An honest approach to parallel trends. *mimeo, Harvard University*.

Real Academia de Ciencias Exactas, Físicas y Naturales de España (2024). *Nuestra Historia*. Retrieved from <https://rac.es/sobre-nosotros/nuestra-historia/1582/> (Consulted in October 2024)

Reial Acadèmia de Ciències i Arts de Barcelona (2024). *Història de la RACAB*. Retrieved from <https://www.racab.cat/historia/> (Consulted in April 2024)

Roche, D. (1964). La diffusion des Lumières. Un exemple : l'académie de Châlons-sur-Marne. *Annales. Economies, sociétés, civilisations*.(5), 887–922. Retrieved from <https://doi.org/10.3406/ahess.1964.421231>

Romer, P.M. (1990). Endogenous technological change. *Journal of political Economy*, 98(5, Part 2), S71–S102.

Roth, J., Sant'Anna, P.H., Bilinski, A., Poe, J. (2023). What's trending in difference-in-differences? A synthesis of the recent econometrics literature. *Journal of Econometrics*.

Royal Irish Academy (2024). *History of the Academy*. Retrieved from <https://www.ria.ie/about/history-of-the-academy/> (Consulted in April 2024)

2024)

- Rübel, E. (1947). *Geschichte der Naturforschenden Gesellschaft in Zürich auf das Jahr 1947*. Kommissionsverlag Gebr. Fretz AG. (Zurich)
- Schmidt, O. (1960). *Det kongelige norske videnskabers selska: Matrikkel 1760-1960*. Det Kongelige Norske Videnskabers Selskab. (Trodheim)
- Schofield, R.E. (1963). *The Lunar Society of Birmingham: A Social History of Provincial Science and Industry in Eighteenth Century England*. Clarendon Press. (Oxford)
- Schumann, E. (1893). *Geschichte der Naturforschenden Gesellschaft in Danzig 1743 — 1802*. Commissions-verlag von Wilhelm Engelmann. (Danzig)
- Serafinelli, M., & Tabellini, G. (2022). Creativity over time and space. *Journal of Economic Growth*, 27(1), 1–43.
- Singels (1923). *Gedenkboek van het Provinciaal Utrechtsch genootschap voor kunsten en wetenschappen 1773-1923. Uit de geschiedenis van het P.U.G. (Provinciaal Utrechtsch Genootschap) 1773-1923*. Utrecht / A. Oosthoek. (Utrecht)
- Smith, A. (1776). *An Inquiry into the Nature and Causes of the Wealth of Nations*. Jonathan Bennett 2017. (Book V, Chapter 1, Part III, article II, pp 209 - 211)
- Société Royale des Sciences (2024). *Histoire résumée de l'Académie des Sciences et Lettres de Montpellier*. Retrieved from <https://www.ac-sciences-lettres-montpellier.fr/academie/histoire> (Consulted in April 2024)
- Squicciarini, M.P. (2020). Devotion and development: religiosity, education, and economic progress in nineteenth-century france. *American Economic Review*, 110(11), 3454–3491.
- Squicciarini, M.P., & Voigtländer, N. (2015). Human capital and industrialization: Evidence from the age of enlightenment. *The Quarterly Journal of Economics*, 130(4), 1825–1883.
- Stanislas, A. (2024). *Historique*. Retrieved from <https://www.academie-stanislas.org/historique-general/> (Consulted in April 2024)

- Stelter, R., de la Croix, D., Myrskylä, M. (2021). Leaders and laggards in life expectancy among European scholars from the sixteenth to the early twentieth century. *Demography*, 58(1), 111–135.
- Sturges, P. (1978). *The Membership of the Derby Philosophical Society, 1783–1802* (Vols. 4, Issue 3). Midland History. (Birmingham)
- Sun, L., & Abraham, S. (2021). Estimating dynamic treatment effects in event studies with heterogeneous treatment effects. *Journal of Econometrics*, 225(2), 175–199.
- Tabarrini, M. (1856). *Degli Studi e delle vicende della Reale Accademia dei Georgofili - nel primo secolo della sua esistenza*. M. Cellini & Co., Firenze.
- Taillefer, M. (1984). *L'Académie des sciences, Inscriptions, et Belles lettres de Toulouse au XVIIe siècle*. CNRS.
- Teixeira Rebelo da Silva, J.A. (2015). *A Academia Real das Ciências de Lisboa (1779-1834): ciências e hibridismo numa periferia europeia*. (Thesis, Universidade de Lisboa)
- The Royal Society (2024). *History of the Royal Society*. Retrieved from <https://royalsociety.org/about-us/who-we-are/history/> (Consulted in January 2024)
- Vallauri, T. (1875). *Storia delle università degli studi del Piemonte*. Stamperia reale di GB Paravia.
- Zacek, J.F. (1968). The “Virtuosi” of Bohemia: The Royal Bohemian Society of Sciences. *East European Quarterly - Periodicals Archive Online*, 2, 147 – 159.
- Zanardello, C. (2022). Scholars and Literati at the University of Turin(1404 – 1800). *Repertorium Eruditorum Totius Europae*, 7, 31–38.
- Zeeuwsch Genootschap der Wetenschappen (2024). *Historie*. Retrieved from <https://kzgw.nl/kzgw/historie/> (Consulted in April 2024)

## Appendix A Marat's pamphlet

English translation: **Modern Charlatans, or Letters on Academic Charlatanism**

“It [i.e., the Academy of Sciences] took a radiant sun as her symbol and this modest epigraph as its motto: *Invenit et perfecit*, not that it ever made any discovery or that it has never perfected anything, because all that came out of its heart was a heavy collection of aborted memoirs, which sometimes serve to fill a void in the great libraries. On the other hand, it has assembled 11,409 times, it has published 380 praises, it has given 3,965 approvals, both on new recipes for makeup, hair pomades, plasters for corns, ointments for bedbugs, as well as on the most advantageous form of false toupees, wig heads, syringe cannulas, and on a thousand other objects of similar importance; glorious works, well done to console us for the immense sums it costs us annually.[6] Taken collectively, it must be regarded as a society of vain men, very proud to gather together twice a week, to chat at ease over the fleur-de-lys, or, if you like it better, as a brotherhood of mediocre men, knowing very little and believing they know everything, mechanically given over to the sciences, judging on their word, incapable of delving into anything, attached by self-esteem to old opinions and almost always at odds with common sense.”

[6] The budget of the Academy of Sciences, in 1790, amounted to 83,458 pounds.

Original version: **Les charlatans modernes, ou Lettres sur le charlatanisme académique**

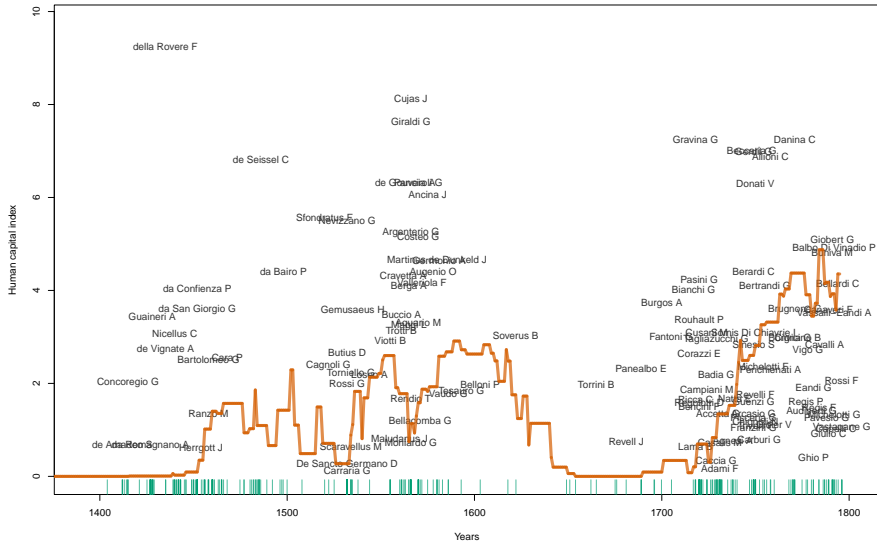
“Elle [Académie des Sciences] a pris, dit-il, pour symbole un soleil radieux et pour devise cette modeste épigraphe : *Invenit et perfecit*, non qu'elle ait jamais fait aucune découverte ou qu'elle ait jamais rien perfectionné, car il n'est sorti de son sein qu'une lourde collection de mémoires avortés, qui servent quelquefois à remplir un vide dans les grandes bibliothèques. En revanche, elle s'est assemblée 11 409 fois, elle a publié 380 éloges, elle a donné 3 965 approbations, tant sur de nouvelles recettes de fard, de pommades pour les cheveux, d'emplâtres pour les cors, d'onguens pour les punaises, que sur la forme la plus avantageuse des faux toupets, des têtes à perruque, des canules de seringues, et sur mille autres objets de pareille importance ; travaux glorieux, bien faits pour nous consoler des sommes immenses qu'elle nous coûte annuellement.

[6] Prise collectivement, elle doit être regardée comme une société d'hommes vains, très fiers de se rassembler deux fois par semaine, pour bavarder à l'aise sur les fleurs de lys, ou, si tu l'aimes mieux, comme une confrérie d'hommes médiocres, sachant fort peu de choses et croyant tout savoir, livrés machinalement aux sciences, jugeant sur parole, hors d'état de rien approfondir, attachés par amour-propre aux anciennes opinions et presque toujours brouillés avec le bon sens.”

[6] Le budget de l'Académie des Sciences, en 1790, montait à 83 458 livres.

Source: Boissier (1907), p.725-726

## Appendix B Descriptive Statistics

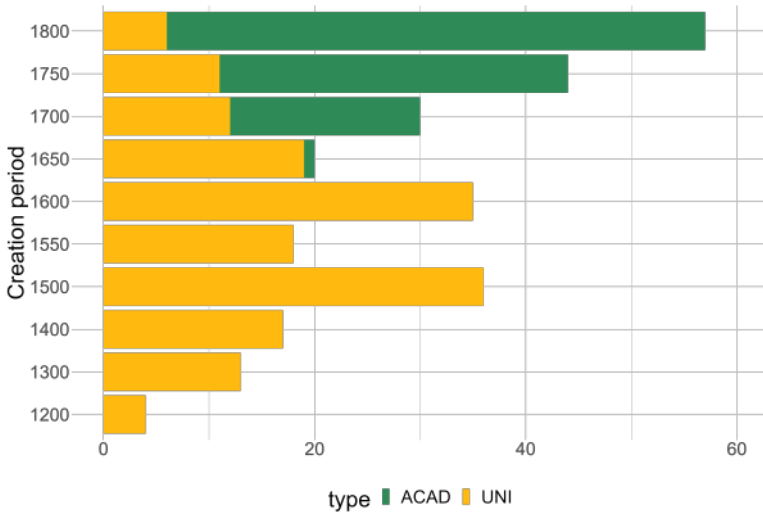


**Fig. B1** Ordinary member at the University of Turin with a non-negative individual quality index. Vertical green lines show their distribution over time considering also scholars with a zero quality index. The orange line displays the dynamic of the aggregate quality of the university. Figure taken from Zanardello (2022).

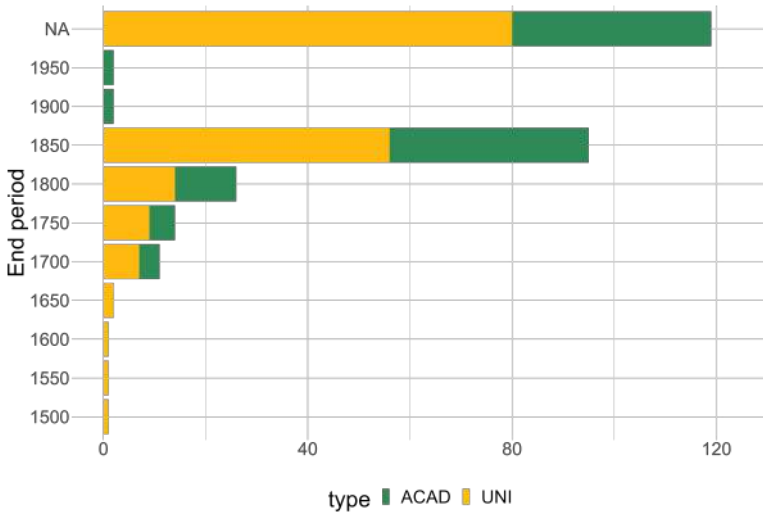
**Table B1** Summary Statistics ACAD Founders VS not Founders:

Obs.	Founders 387	Not Founders 16244	t-test
	$\mu$	$\mu$	p-value
Quality	2.9	2.4	0.004
Age at death	68.5	66.7	0.033
Age at Appointment	37.4	37.4	0.973
Activity Years	21	16.4	0.000
Dist. Birth-ACAD	130.3	337.4	0.000
Dist. ACAD-Death	228.1	414.5	0.002
Dist. Birth-Death	258.2	365.7	0.058

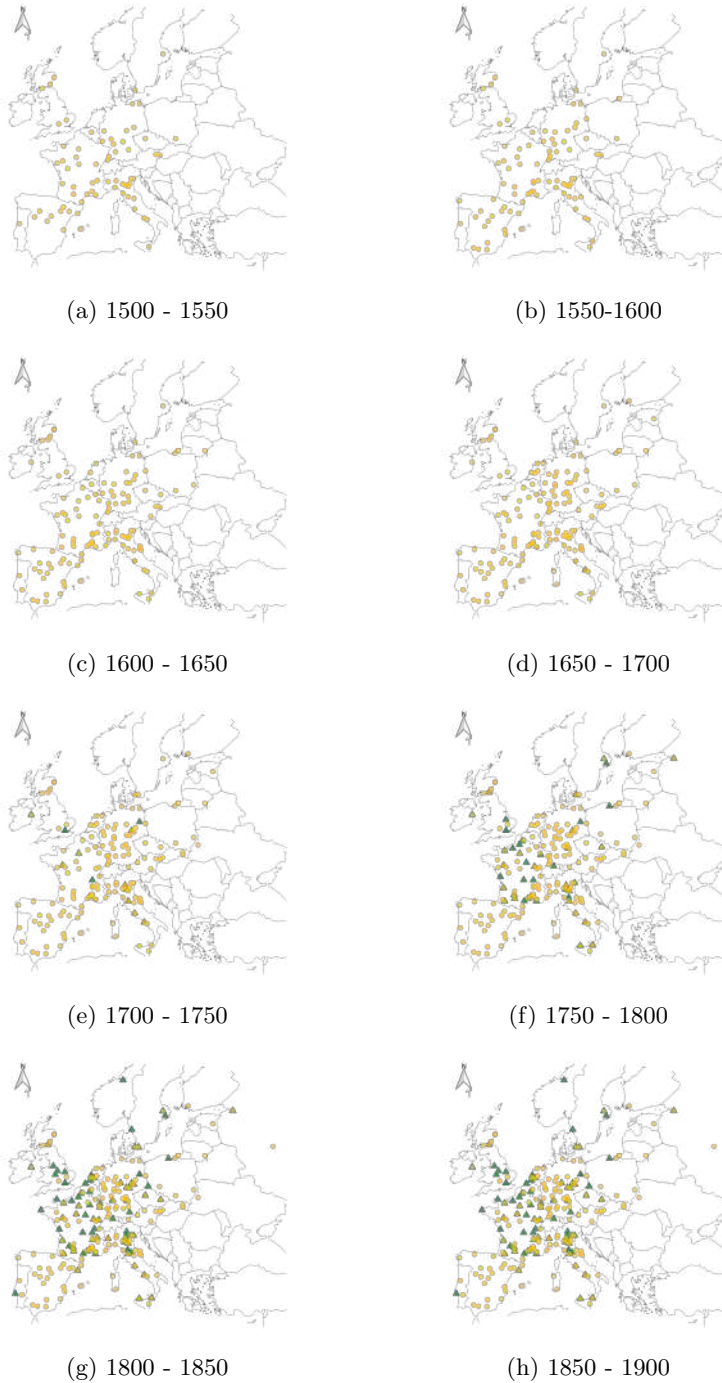




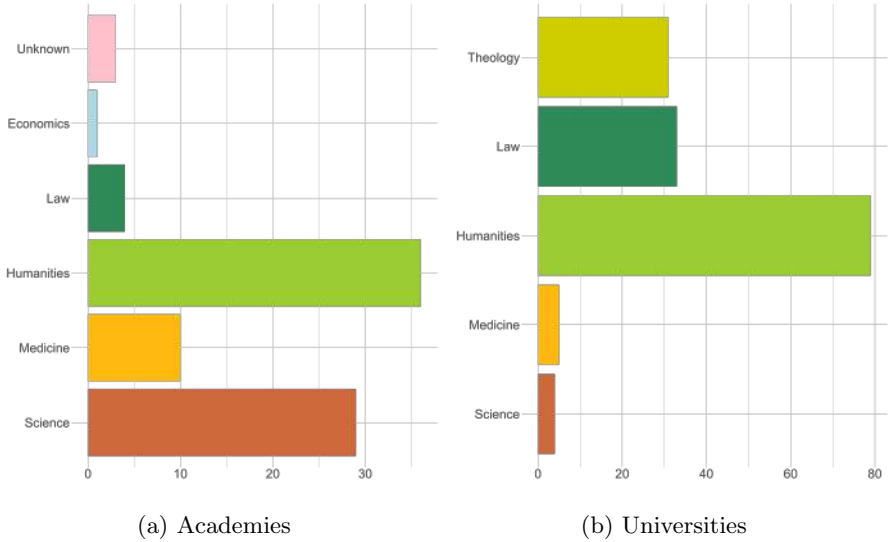
**Fig. B2** Number of institutions created in the period before the year indicated in the y-axis. It shows that universities have a more heterogeneous creation dates compared to academies: universities were created since the 11<sup>th</sup> century, while academies started to spread from the second half of the 17<sup>th</sup> century.



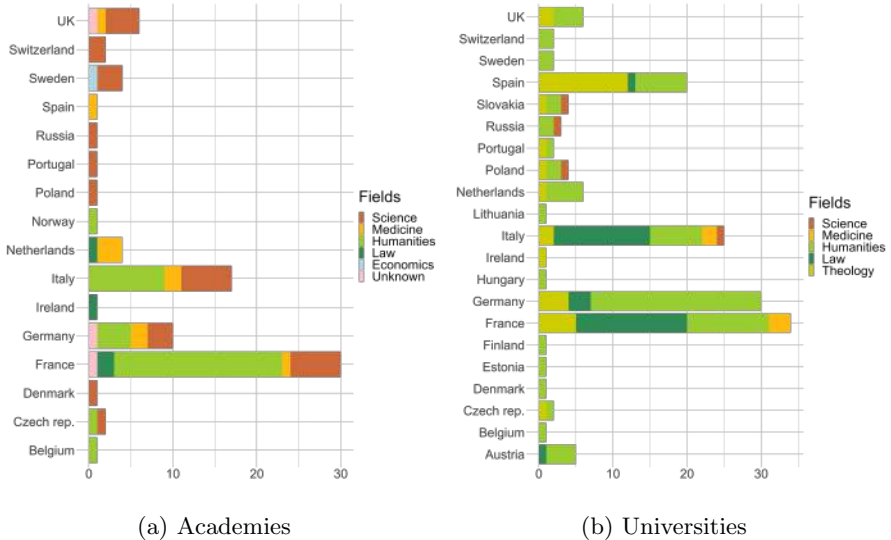
**Fig. B3** Number of institutions closed in the 50 years before the year indicated in the y-axis. *NA* indicates institutions that never closed. It is clear that most institutions remained open before 1800, many closes between 1800 and 1850 but most of them are still open today.



**Fig. B4** Educational institutions location (1500 - 1900 CE): yellow bubbles represent universities, green triangles represent academies. When the two institutions are created in the same city there is an interaction, which is captured by the overlapping of the two shapes. Countries borders as in 2000.



**Fig. B5** Number of institutions by main field of study – *main field of study* being the field studied by the majority of members in the institution. In (a) the “unknown” field means that we do not track the fields of study for the majority of the scholars in the academy.



**Fig. B6** Number of institutions by major field of study per country. For major field of study, I mean the field most studied in the institution, without considering any specific threshold. In (a) the “unknown” field means that we do not track the fields of study for the majority of the scholars in the academy.

**Table B2** Summary statistics at aggregate level, divided by academies and universities

	ACADEMIES					UNIVERSITIES				
	Mean	Med	Min	Max	Obs	Mean	Med	Min	Max	Obs
<b>Total activity years</b>	134	75	2*	372**	103	370	359	3*	936**	171
<b>Creation Date</b>	1740	1750	1650	1793	103	1516	1548	1088	1781	171
<b>End Date</b>	1875	1794	1667	2024	103	1885	1811	1460	2024	171
<b>Total size</b>	122	38	0†	1611‡	103	141	68	0†	835‡	171
% SCIENCE	52.7%	50.0%	0.0%	100.0%	103	20.7%	19.1%	0.0%	100.0%	171
% LITERARY	43.1%	43.1%	0.0%	100.0%	103	74.4%	77.2%	0.0%	100.0%	171
% UNKNOWN	3.2%	0.0%	0.0%	55.4%	103	2.7%	0.0%	0.0%	35.7%	171
<b>Size in 1650-1700</b>	219	30	1	1611‡	17	87	40	1	246°	12
% SCIENCE	60.7%	60.0%	18.8%	100.0%	17	19.3%	17.8%	0.0%	40.0%	12
% LITERARY	36.9%	40.0%	0.0%	77.1%	17	77.0%	76.1%	60.0%	100.0%	12
% UNKNOWN	2.4%	0.0%	0.0%	14.0%	17	3.7%	0.2%	0.0%	16.7%	12
<b>Size in 1700-1750</b>	141	71	4	873⊕	33	64	26	1	353⊕	11
% SCIENCE	49.2%	47.4%	0.0%	100.0%	33	28.9%	19.1%	0.0%	70.0%	11
% LITERARY	49.4%	51.7%	0.0%	100.0%	33	69.6%	81.0%	16.7%	100.0%	11
% UNKNOWN	1.4%	0.0%	0.0%	12.9%	33	1.5%	0.0%	0.0%	13.3%	11
<b>Size in 1750-1800</b>	80	34	0†	480•	53	26	20	1	67•	6
% SCIENCE	52.4%	50.0%	0.0%	100.0%	53	34.6%	34.5%	0.0%	80.0%	6
% LITERARY	41.1%	41.0%	0.0%	100.0%	53	65.2%	65.5%	20.0%	100.0%	6
% UNKNOWN	4.6%	0.0%	0.0%	53.4%	53	0.2%	0.0%	0.0%	1.5%	6

\* Refer to *Accademia della Traccia* in Bologna (ITA, 1665), and to *Corte University* in France (1765).

\*\* Refer to *Leopoldina Academy* in Halle (DEU, 1652), and to the *University of Bologna* in Italy (1088).

† Refer to *Società Accademica* in Cherbourg (FRA, 1755), and to the universities in Burgo-de-Osma (ESP, 1555), Genova (ITA, 1471), Onate (ESP, 1540), and Palma (ESP, 1483). These are the institutions for which we did not find any member yet.

‡ Refer to the *Royal Society* in London (UK, 1660), and to the *University of Paris* in France (1200).

° Refer to the *University of Lund* in Sweden (SWE, 1666).

⊕ Refer to the *Prussian Academy* in Berlin (DEU, 1700), and to the *University of Göttingen* in Germany (1734).

• Refer to the *Erfurt Academy* in Germany (DEU, 1754), and to the *University of Moscow* in Russia (1755).

## B.1 Statistics on city population

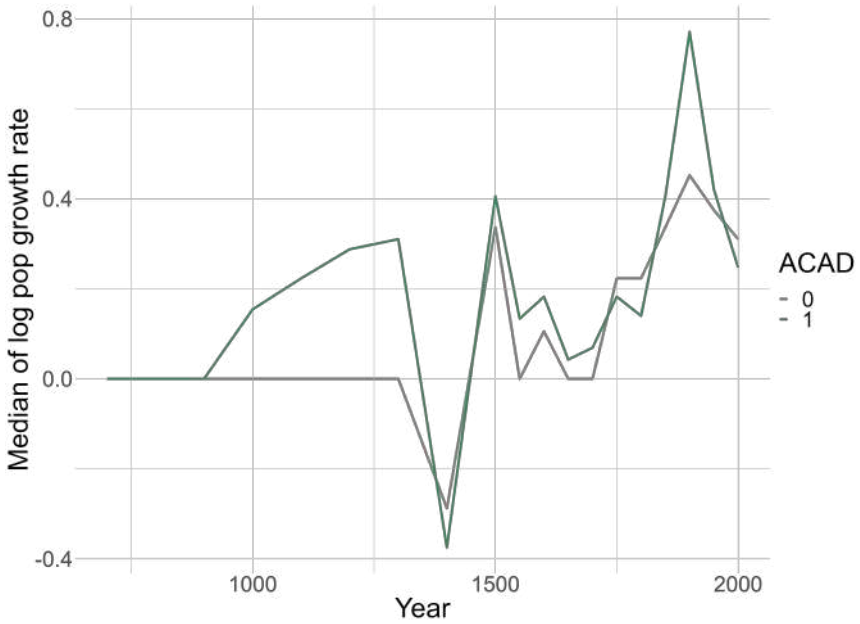
Table B3 presents descriptive statistics including the median and third quantile, for population levels in different subsets of cities. These subsets consist of cities that ever had a university (columns 3 and 4) or an academy (columns 5 and 6) for at least one period, compared to the entire sample of cities (columns 1 and 2) and cities with no higher educational institutions at all (columns 7 and 8). The city samples remain constant over time. The results indicate that even prior to the relevant period of analysis (1000-1400), cities with higher educational institutions were experiencing faster population growth. Specifically, when comparing larger cities in the general sample (column 2) to the median city with a university at a certain point in time (column 3), it becomes evident that while the general sample did not experience significant growth after 1200, cities that had universities showed continuous growth over time. This pattern is even more pronounced when examining cities with an academy at a certain point in time (column 5). Figure B7 and Figure B8 depict the median logarithmic population growth rate for cities with academies or universities, respectively, compared to cities with no higher educational institutions at all. These figures reveal that higher educational institutions were established in cities that were experiencing faster growth prior to the Black Death, and although the difference temporarily diminished afterward, it began to grow again towards 2000. Further investigation into the presence of pre-trends will be conducted.

**Table B3** Descriptive statistics of city population

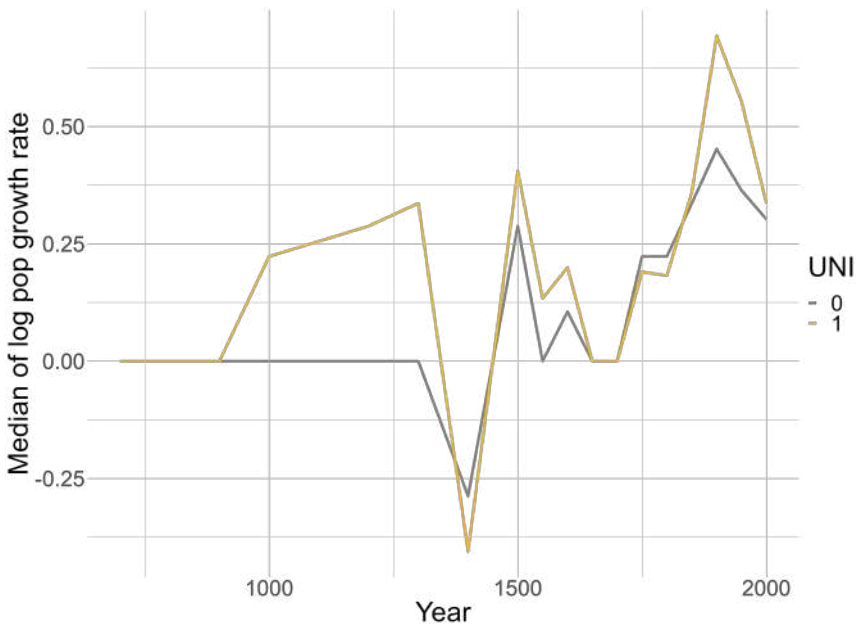
cities N. cities	ALL 2096		UNI 153		ACAD 83		NO INST. 1902	
	(1) Med	(2) 75%	(3) Med	(4) 75%	(5) Med	(6) 75%	(7) Med	(8) 75%
1000	1	2	2	5	3	6.5	1	2
1100	1	2	3	7	3	8.5	1	2
1200	2	3	4	10	5	12	1	3
1300	2	3	7	15	8	18	2	3
1400	1	3	5	12	6	17	1	2
<b>1000 - 1400</b>	1	3	4	10	5	11	1	2
1500	2	4	7	17	9	25	2	4
1600	3	6	11	25	16	39.5	3	5
1700	4	6	13	27	20	41.5	4	6
1800	6	10	19	33	30	73.5	6	9
1900	16	33	54	108	85	295.5	15	28
<b>1500 - 1900</b>	5	10	15	33	24	55	5	9

Note: Inhabitants in 000-s in every column. The sample of cities do not change over the time periods.

Med is the median, 75% is the third quantile.



**Fig. B7** Median of the growth rate for the natural logarithm population by year, between 700 and 2000. The green line is for cities that hosted an academy at least in one period of time, the grey line for cities with no institutions at all.



**Fig. B8** Median of the growth rate for the natural logarithm population by year, between 700 and 2000. The yellow line is for cities that hosted a university at least in one period of time, the grey line is for cities with no institutions at all.

## Appendix C Additional OLS results: time-varying controls

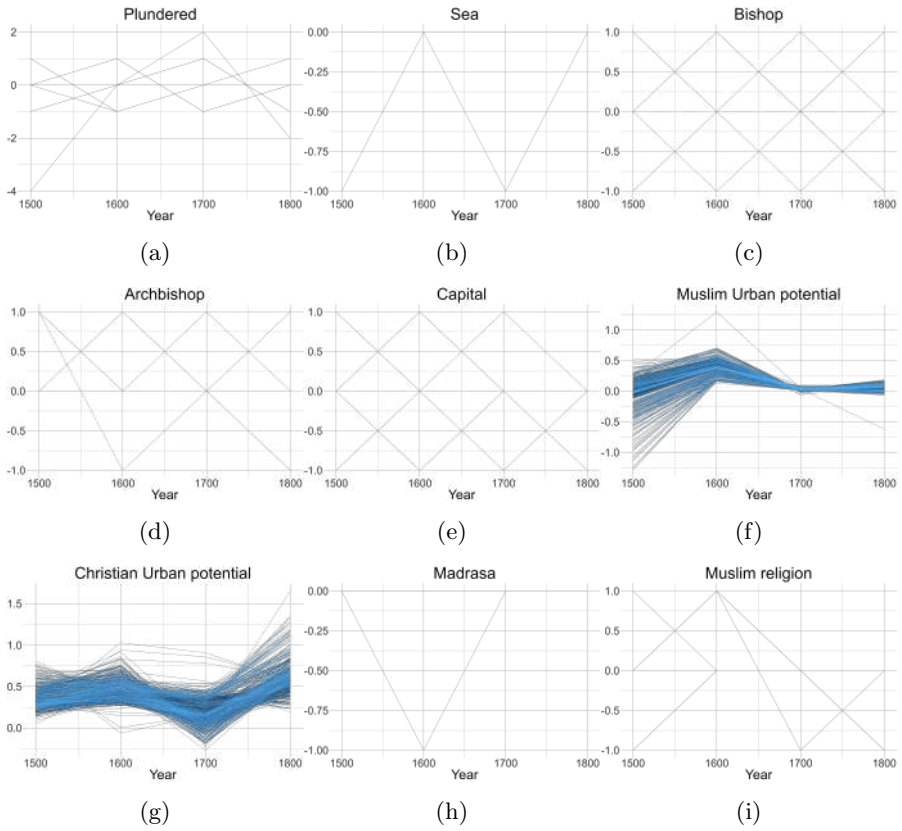
In the main text (Section 5.1), I consider the whole sample of cities in Buringh (2021) for which I do not have time-varying controls. This arises omitted variable concerns. Therefore in this section, I prove that city and time FE already provide the most important piece of information by showing that results do not change by adding time-varying controls.

I can do this only for the sample of big cities for which I have time-varying controls until 1800 from Bosker et al. (2013). I first select the time variant characteristics from Bosker et al. (2013) by looking at the dynamic of every independent variable available in the dataset (Figure C9). It is clear that many cities had been *plundered* different number of times depending on the year considered. In addition, Bruges (Belgium) and Seville (Spain) stopped having a direct access to the *sea* between 1500 and 1900, some cities became/ceased to be a *bishop*, an *archbishop* or a *capital* in this period. Again, *Muslim* and *Christian urban potential* (defined as in Bosker et al. (2013) to be a “distance-weighted sum of the size of all other Muslim or Christian cities” (p.1423), for the formula check p.1423 in Bosker et al. (2013).) changes for most cities over the period. Granada ceased to host a *Madrassa* between 1500 and 1600 (*Madrassa* being a higher educational institution in the Arab world). Finally, some cities became or ceased to be influenced by *Muslim* religion. All the other determinants present a stable dynamic: distances to Rome, to Mecca, to Byzantium, the quality of the soil,<sup>40</sup> the logarithm of the elevation above the see in meters, the logarithm of the standard deviation of the elevation of the terrain in a 10km radius in meters, having direct access to a river, to a Roman road, or to more than two Roman roads, and being a Christian holy city.

City FE will certainly capture these time-invariant characteristics but they may not consider the information provided by time-varying controls. Nonetheless, this is not a concern here, given that the OLS estimates do not vary much when I include time-varying determinants in Table C4: any coefficient is not significant, and only the coefficient associated with the presence of the university change sign but also remains very close to zero - all the other coefficients have the same sign with (column 1) or without (column 2) time-varying controls.

---

<sup>40</sup>Bosker et al. (2013) utilize the composite indicator of Ramankutty, Foley, Norman, and McSweeney (2002). For more details refer to p.1422 in Bosker et al. (2013).



**Fig. C9** Time-varying variables by cities as in Bosker et al. (2013). Year in the x-axis, variation between subsequent periods in the y-axis.



**Table C4** OLS estimator - BIG cities

	ln pop in 1500-1800	
	(1)	(2)
<b>UNI</b>	0.005 (0.063)	-0.05 (0.061)
<b>ACAD</b>	0.190 (0.127)	0.177 (0.157)
<b>UNI:ACAD</b>	-0.048 (0.173)	-0.104 (0.206)
Obs.	633	633
R <sup>2</sup>	0.795	0.752
$\Delta$ time controls	YES	NO
city FE	YES	YES
time FE	YES	YES
country FE	NO	NO

*Note: \*p<0.1; \*\*p<0.05; \*\*\*p<0.01*  
*Standard errors in parenthesis clustered at city level.*  
*Time varying ( $\Delta$ time) controls are having direct*  
*access to the sea, having a bishop or an archbishop,*  
*being a capital city, having a madrasa, being*  
*plundered n. times, Muslim or Christian urban*  
*potential, and being a Muslim city.*

## Appendix D Static TWFE

In this section, I present the estimate of a traditional static Two-Way-Fixed-Effects specifications as follows:

$$\ln POP_{ct} = \beta_0 + \beta_1 EVENT_c \times Post_{ct} + \mu_c + \lambda_t + \epsilon_{ct} \tag{D1}$$

where  $\mu_c$  and  $\lambda_t$  are city and time FE respectively, and  $\epsilon_{ct}$  is the unobserved error term.  $\ln POP_{ct}$  is the logarithm of the population size of city  $c$  at time  $t$ , and it is the outcome variable in these specifications.  $Post_{ct}$  is an indicator variable taking value 1 the periods after the creation of an ACAD or a UNI in city  $c$  (e.g.,  $EVENT_{ct}$ ). The coefficient of interest is  $\beta_1$  and should identify the average increase in cities' population size after the creation of a higher educational institution relative to cities with no higher educational institutions. Static TWFE models shows conservative estimates because they underweight long-run effects favouring short-run effects. Nonetheless, I cannot claim the main assumption of homogeneity across time and space, which makes the identification through static TWFE not possible. I present the single coefficient estimates only for completeness, while more robust dynamic TWFE and new DID estimators are also presented in the main text.

**Table D5** Effect of creating an academy (ACAD) or a university (UNI) on log city population

	ln pop in 1500-1900	
	(1)	(2)
<b>ACAD x Post</b>	0.244** (0.101)	
<b>UNI x Post</b>		0.119 (0.091)
<b>Constant</b>	1.277*** (0.009)	1.274*** (0.009)
Obs.	2096	2096
R <sup>2</sup>	0.632	0.631
city FE	YES	YES
time FE	YES	YES

Note: \*p<0.1; \*\*p<0.05; \*\*\*p<0.01  
Standard errors in parenthesis clustered at city level.

## Appendix E Academies' establishments

- **Acad Agen.** The “*Société des Sciences, arts et belles lettres*” was created in Agen (FRA) on January 1, 1776 and officially recognized in 1788. The main goal was to provide a forum for intellectual discussion. It was focused on advancing knowledge in various fields, including arts, sciences, and belles-lettres (Lauzun, 1900).
- **Acad Amiens.** The “*Académie des Sciences, belles lettres et arts*” was founded in Amiens (FRA) in February 1746 and officially recognized in 1750. It was initiated by Chauvelin German Louis (lawyer), Gresset Jean-Baptiste (poet), and d’Albert d’Ailly Michel Ferdinand (governor and scientist). It aimed to cultivate the spirit and shape taste through perfecting language, art, and knowledge. It had a structured governance with a hierarchy and specific tasks for its members (Académie des sciences, des lettres et des arts d’Amiens, 1901).
- **Acad Angers.** The “*Académie des sciences, belles lettres et arts d’Angers*” was founded in Angers (FRA) on March 31, 1684, and received official recognition through patent letters from Louis XIV in June 1685. It was established under the proposition of the mayor of Angers, Jacques Charlot (Bois, 2021).
- **Acad Arras.** The “*Académie Royale de belles lettres*” was founded in Arras (FRA) on May 22, 1737, but received official recognition with patent letters in 1773. It was founded by the writer Pierre Antoine de La Place, the military engineer Victor-Hyacinthe d’Artus, and the counsellor Galhaut de Lassus. The academy sought to advance knowledge in literature and the arts. It had a structured governance with different categories of members and a protector. Maximilien de Robespierre joined the Academy of Arras in 1783, highly increasing the academy reputation (Académie des Sciences, Lettres et Arts d’Arras, 2024).
- **Acad Arezzo.** The “*Accademia Aretina*” was established in Arezzo (ITA) in 1787. It was founded by a group of 22 scholars to revitalize the intellectual atmosphere that was lacking scientific and literary discussions following the closure of two previous academies (Maylender, 1930, Vol 1). It is still active today.
- **Acad Auxerre.** The “*Académie des Sciences, arts et belles lettres*” was founded in Auxerre (FRA) in April 1749 with the permission of the King and support from M. de Caylus, the bishop of Auxerre. The academy aimed to advance knowledge in various fields, including ecclesiastical, civil, and natural history, physics, and agriculture. Arts and literature were also included in their pursuits. It had a director and a perpetual secretary, similar to the Paris Academy (des Barres, 1851).
- **Acad Barcelona.** The “*Reial Acadèmia de Ciències i Arts de Barcelona*” was founded in Barcelona (ESP) on January 18, 1764, and officially recognized on December 17, 1765. It was established by 15 founders, led by Francesc Subiràs i Barra, the first director. The academy sought to spread scientific and technical knowledge to the city. It is still active today (Reial Acadèmia de Ciències i Arts de Barcelona, 2024).

- **Acad Berlin.** The “*Gesellschaft Naturforschender Freunde zu Berlin (GNF)*” was founded in Berlin (DEU) on July 9, 1773. It was established by the doctor and natural scientist Friedrich Heinrich Wilhelm Martini. The academy aimed to recruit and train young scientists, popularize science, and enhance the experimental study of natural history. It has a structured governance, including ordinary, honorary, and extraordinary members, and is still active today. The Prussian State was financing its activities (Böhme-Kaßler, 2005).
- **Acad Besançon.** The “*Académie des Sciences, belles lettres et arts*” was founded in Besançon (FRA) in 1748, and in 1752 officially recognized with patent letters from Luis XV. It was established by Pourroy de Quinsonas (president of the Franche-Comte Parliament), the duc de Tallard (governor of Comte du Bourgogne), and Moreau de Beaumont (intendant of Franche-Comte). The academy sought to create a lasting and organized forum for advancing knowledge in the sciences and arts. It had a structured governance with a protector and 40 titular members (Defrasne et al., 2002).
- **Acad Beziers.** The “*Académie des Sciences et belles lettres*” was founded in Beziers (FRA) on August 19, 1723, and became a Royal Academy in 1766 with the receipt of patent letters. It was established by the lawyer Antoine Portalon, the physicist Dortous de Mairan, and the doctor Jean Bouillet (Académie de Béziers, 2024).
- **Acad Birmingham.** The “*Lunar Society of Birmingham*” was founded in Birmingham (GBR) in 1766, following the “Lunar Circle” that formed in 1765. It primarily focused on science, both pure and applied, particularly as it related to industrial problems. Its members were mainly “provincial manufacturers and professional men.” (Schofield, 1963, p.3) The academy did not have a structured governance. It was known for its monthly meetings held near the full moon (Schofield, 1963).
- **Acad Bologna.** The “*Istituto delle Scienze di Bologna*” was founded in Bologna (ITA) in 1714, although it had informal roots dating back to 1711 and a predecessor, the Inqueti Academy, established in 1690. The academy was founded by Count Luigi Ferdinando Marsili and Eustachio Manfredi, with papal patronage. It was established to foster reforms within the University. The academy’s focus was on experimental sciences, medicine, physics, chemistry, and mathematics. It was the first Italian academy to have academicians employed and paid by public funds (Ercolani, 1881).
- **Acad Traccia.** The “*Accademia della Traccia*” was founded in Bologna (ITA) in 1666. It was established by Abate Carlo Sampieri, following the influence of Geminiano Montanari, a professor at the University of Bologna and a corresponding member of the Cimento Academy. The academy was created as an imitation of the Cimento Academy and focused on experimental physics (Maylender, 1930, Vol 5).
- **Acad Bordeaux.** The “*Académie royale des sciences, belles-lettres et arts*” was founded in Bordeaux (FRA) in 1712, through letters patent issued on September 5th. The academy’s aim was to advance knowledge across a

spectrum of disciplines, including belles-lettres, sciences, and arts. Natural history gained prominence with the establishment of the Société d'Histoire Naturelle in 1796. It had a structured governance with ordinary members, associate members, directors, secretaries, and a treasurer (Courteault, 1912).

- **Acad Bourg-en-Bresse.** The “*Académie des Sciences, belles lettres et arts*” in Bourg-en-Bresse (FRA) was initially established in 1755 and then reconstructed in 1783. It was founded by a group of notables to foster intellectual pursuits and the exchange of knowledge. The society focused on science, agriculture, letters, and social issues. It had a structured governance, with a Director, Vice-Director, and a perpetual Secretary (Allombert, 1899).
- **Acad Brest.** The “*Académie Royale de Marine*” was founded in Brest (FRA) in 1750 and officially recognized on July 30, 1752. It received royal status in 1769. It was founded by Sébastien Bigot de Morogues, a naval officer and scholar. The academy sought to study everything related to the navy, including naval officer training, shipbuilding techniques, research in mathematics, physics, arts, and natural history, and the compilation of a “Dictionary of Marine.” It had a structured governance with honorary academicians, free/associate academicians, correspondents, ordinary academicians, and adjunct academicians (Académie Royale de Marine, 2024).
- **Acad Bruxelles.** The “*Académie Royale et Imperiale des Sciences et belles lettres*” was founded in Bruxelles (BEL) in 1769 as an informal society and officially recognized as a society with patent letters from Maria Theresa in 1772. It was founded by Count Cobenzl, who was inspired by the advice of Professor Schoëfflin. The academy aimed to revive interest in literature in the Austrian Netherlands, which was seen as declining. It had a structured governance with honorary members and ordinary academicians (Hasquin, 2009).
- **Acad Caen 1.** The “*Académie de physique de Caen*” was founded in Caen (FRA) in 1652, but received patent letters in 1705. It was established by Moisant de Brioux, de Grentemesnil, de Prémont, Halley, Vicquemand, and Bochart. The academy’s initial focus was on literature and philosophy, but shifted to scientific matters after the creation of the Royal Society and the Academy of Sciences. It had a structured governance, with a director, a secretary, and a permanent reader (de Pontville, 1997).
- **Acad Caen 2.** The “*Académie des arts et belles lettres*” was founded in Caen (FRA) in 1662. It was never officially recognized by the King but the ministry Colbert expressed the royal approval. It was established by Pierre-Daniel Huet, who was inspired by the mostly literary works of other academies. The academy focused on physical and mathematical sciences. It had a structured governance and a clear set of objectives for its research (de Pontville, 1997).
- **Acad Châlons-en-Champagne.** The “*Académie des Sciences, arts et belles lettres*” was founded in Châlons-en-Champagne (FRA) in 1750, officially recognized in 1753, and received patent letters in 1775. Its motto was

“L’Utilité,” emphasizing practical applications of knowledge. It sought to cultivate belle-lettres, arts, sciences, and research in natural history. It had a structured governance with honorary academicians, titular academicians, “Agrévés pour les Arts,” and associate free members (Menu, 1869).

- **Acad Cherbourg.** The “*Société Académique*” was founded in Cherbourg (FRA) on January 14, 1755, and officially recognized in 1775. It was established by Jean-François Delaville and other 5 scholars to share knowledge and improve the reputation of the city. It was focused on the history of the local region and archeology, and naval matters also entered into its discussions. It had a structured governance similar to the Paris Academy (Académie De Cherbourg, 2024).
- **Acad Cimento.** The “*Accademia del Cimento*” was founded in Firenze (ITA) in 1651 as an informal society and officially established in 1657. It was founded by Grand Duke Ferdinando II and his brother Leopoldo, who advocated for the free application of the “New Science.” The academy focused on experimental physics, meteorology, and astronomy. It was considered innovative in its methodology (Knowles Middleton, 1971).
- **Acad Florence 2.** The “*Accademia Botanica*” was founded in Firenze (ITA) in 1733 and officially recognized in 1739. It was established by Vincenzo Capponi as secretary of the earlier Botanic Society. It focused on scientific research and studies, with a particular interest in botany and the management of the botanic gardens in Florence (Maylender, 1930, Vol 1).
- **Acad Florence 3.** The “*Reale accademia dei Georgofili*” was founded in Firenze (ITA) in 1753. The creation of the academy was prompted by an essay by Abbot Ubaldo Montelatici, who also incorporated the previous Botanic Academy of Florence in 1783. It was established to promote research in agronomy, especially to address issues with famine and food shortages in Italy. It had a structured governance (Tabarrini, 1856).
- **Acad Clermont Ferrand.** The “*Académie des Sciences, arts et belles lettres*” was founded in Clermont-Ferrand (FRA) in 1747, officially recognized in 1750, and granted patent letters in 1780. The academy was established by Rossignol, Dufraisse de Vernines, and Queriau, with the aim of promoting science and society through research in natural history and literature. The academy had a structured governance (Mège, 1884).
- **Acad Copenhagen.** Founded in Copenhagen (DNK) on November 13, 1742, and granted royal status in 1743, the “*Det Kongelige Danske Videnskernes Selskab*” was established by Johan Ludvig Holstein, Hans Gram, Erik Pontoppidan, and Henrik Henrichsen. The academy aimed to strengthen the position of science in Denmark and promote interdisciplinary understanding. It had a structured governance with a president and a secretary (Lomholt, 1950).
- **Acad Cosenza.** The “*Accademia dei Pescatori Cratilidi*” was founded in Cosenza (ITA) in 1753, inaugurated in 1756, and officially approved in 1758. It was established by Gaetano Greco, who wanted to create a new academy following the decline of the previous “Cosentina” academy. The academy’s

name derived from the Crati river and its motto was “Grandia ab exiguo” (i.e., “from small to large”) (Maylender, 1930, Vol 4).

- **Acad Dantzig.** The “*Danziger Naturforschenden Gesellschaft*” was founded in Danzig (POL) on January 2, 1743. It was established during an informal gathering, with Daniel Gralath proposing the idea. The academy aimed to advance the understanding of natural phenomena through empirical investigation. It had a structured governance with different types of members and a permanent location (Schumann, 1893).
- **Acad Derby.** The “*Derby Philosophical Society*” was founded in Derby (GBR) in February 1783. It’s heavily implied that Erasmus Darwin was a driving force behind the society, he was also member of the Lunar Society of Birmingham. The academy aimed to promote knowledge and discussion of natural philosophy and provide access to scientific literature through its library (Sturges, 1978).
- **Acad Dijon.** The “*Académie des Sciences, Arts et Belles-Lettres de Dijon*” was founded in Dijon (FRA) in 1725, established through the will of Hector-Bernard Pouffier (dean of the Parliament of Burgundy) and officially recognized by the King in 1740. It primarily focused on scientific subjects like medicine, natural sciences, and applied sciences, but also included a quarter of its members working in the humanities. It had a structured governance and was supported by the regional State of Burgundy (Milsand, 1871).
- **Acad Dublin.** The “*Philosophical Society and Medica-Philosophical Society*” in Dublin (IRL) evolved from a previous academy and became the RDS (Royal Dublin Society) on June 25, 1731. It received royal recognition on April 2, 1750. The Dublin Society focused on improving the economy and the lives of the Irish people by promoting husbandry, manufactures, and useful arts. It had a structured governance with ordinary, honorary, and life members, and received funding through member subscriptions and parliamentary grants (Berry, 1915).
- **Acad Irish.** The “*Royal Irish Academy*” was founded in Dublin (IRL) in 1785 and granted a royal charter in 1786. This academy, the first in Ireland to balance research in both sciences and humanities, aimed to promote and investigate the sciences, polite literature, and antiquities. It had a structured governance with scientific and literary members, plus a rotating president (Royal Irish Academy, 2024).
- **Acad Edinburgh.** The “*Royal Society of Edinburgh*” was officially founded in Edinburgh (GBR) in 1783, with its first meeting on June 23, 1783. It received a Royal Charter on March 29. Many members of the earlier Philosophical Society became members of the RSE. It aimed to advance learning and useful knowledge, focusing on natural philosophy and literature. It had a structured governance (Emerson, 1981).
- **Acad Erfurt.** The “*Academia electoralis moguntina scientiarum utilium*” was founded in Erfurt (DEU) on July 19, 1754. Its creation was supported by its patron, the Elector of Mainz, Johann Friedrich Carl. The Academy aimed

to promote useful sciences, like including natural sciences, mathematics, law, history, and the arts (Kiefer, 2004).

- **Acad Gorlitz.** The “*Oberlausitzischen Gesellschaft der Wissenschaften*” was founded in Gorlitz (DEU) on April 21, 1779. It was established by Karl Gottlob Anton, who proposed the idea to Adolf Traugott von Gersdorf. The academy aimed to promote the study of natural science and history in Upper Lusatia and foster scientific research and scholarship (Oberlausitzische Gesellschaft der Wissenschaften, 2024).
- **Acad Goteborg.** The “*Kungl. Vetenskaps-och Vitterbets Samhället*” was founded in Goteborg (SWE) in the 1770s and obtained the royal title from King Gustav III in 1778. It was established by Johan Rosen, a schoolmaster, and later by Martin Georg Wallenstråle and Carl Fredrik Scheffer. The society aimed to promote scientific exchange among different disciplines and to foster the study of sciences for the benefit of the local community.
- **Acad Göttingen.** The “*Akademie der Wissenschaften zu Göttingen*” was established in Göttingen (DEU) in 1752 as the “*Königliche Societät der Wissenschaften*” (Royal Society of Sciences). It was founded under the patronage of King George II of Great Britain and Elector of Hanover. The academy aimed to advance learning and knowledge (Krahnke, 2001).
- **Acad Grenoble.** The “*Académie Delphinale*” was founded in Grenoble (FRA) in 1772, received patent letters in 1780, and formally adopted its name in March 1789. It was established by a group of enlightened and noble men who purchased books following the death of the bishop of Grenoble. The academy focused on enhancing humanities like history, letters, and arts, but also included sciences and technical matters (*Lettres Patentes*, 1790).
- **Acad Haarlem.** The “*Hollandsche Maatschappij der Wetenschappen*” was founded in Haarlem (NLD) in 1752. It was established by seven leading citizens of Haarlem with the aim of promoting science. The academy has a twofold structure, with social members (representing society’s interest in science) and scientific members (a group of scientists). It is still active today (Hollandsche Maatschappij der Wetenschappen, 2024).
- **Acad Tweede.** The “*Teylers Tweede Genootschap*” was founded in Haarlem (NLD) in 1756 and officially opened in 1778. It was established based on the will of Pieter Teyler van der Hulst. The academy aimed to promote science and the arts through discussion and prize competitions.
- **Acad Bad-Homburg.** The “*Société patriotique de Hesse-Hamburg pour l’encouragement des connaissances et des mœurs*” was founded in Bad-Homburg (DEU) in 1775, with statutes adopted in 1777. The academy aimed to promote “knowledge and morals” (from the name of the academy) and therefore focused on intellectual and ethical development (1777).
- **Acad Investiganti.** The “*Accademia degli Investiganti*” was founded in Napoli (ITA) in 1650 by Cornelio Tommaso and di Capua Leonardo. It was inspired by the Lincei academy in Rome, and sought to study and investigate “things of nature.” It primarily focused on natural philosophy before 1735 and on literary matters after that (Maylender, 1930, p.369, Vol3).



- **Acad Naples.** The “*Reale Accademia della Scienze e Belle-Lettere*” was founded in Napoli (ITA) in 1778 and officially established in 1780. It was established by King Ferdinando IV of Borbon to advance public education, progress, and human conviction. It had a structured governance with a president, vice-president, treasurer, fiscal lawyer, and secretary, and received financial support from a royal annuity (Maylender, 1930, Vol 5).
- **Acad Jena.** The “*Naturforschende Gesellschaft zu Jena*” was founded in Jena (DEU) in 1793 by August Johann Georg Karl Batsch. The academy aimed to support members in choosing a career through natural-historical studies and to contribute to their moral advancement (Böhme-Kaßler, 2005).
- **Acad La Rochelle.** The “*Académie Royale des Belles lettres*” was founded in La-Rochelle (FRA) in 1730 and officially recognized in 1744. It was founded by Jean-Jacques Franc de Pompignan, who was considered the soul of the academy. The academy focused on the study of literature and eloquence, specifically poetry. It had a structured governance with a director and a permanent secretary (Flouret, 2009).
- **Acad Lausanne.** The “*Société des sciences physiques*” was founded in Lausanne (CHE) on March 10, 1783. It aimed to cultivate interest in natural history and to study all that concerns the sciences, arts, agriculture, industry, commerce, and the local patrimony 1789.
- **Acad Leipzig.** The “*Fürstlich Jablonowskische Gesellschaft*” was founded in Leipzig (DEU) in 1768. Further sources have been asked to the current academy.
- **Acad Leopoldina.** The “*Deutsche Akademie der Naturforscher Leopoldina*” was founded in Halle (DEU) on January 1, 1652, and officially recognized by the Emperor Leopold I in August 1677. It was established by four physicians: Bausch, Fehr, Metzger, and Wohlfahrth. The academy aimed to explore nature for the glory of God and the good of mankind. It had a structured governance and received special privileges from the Emperor Leopold I (Deutsche Akademie der Naturforscher Leopoldina, 2024).
- **Acad Halle.** The “*Gesellschaft der Naturforschenden Freunde*” was founded in Halle (DEU) in 1779 by some theology students with the support of Friedrich-Wilhelm von Leysser, who became the first president. The academy aimed to increase acceptance and interest in natural history among students (Böhme-Kaßler, 2005).
- **Acad Lisbon.** The “*Academia real das ciencias de Lisboa*” was founded in Lisboa (PRT) in 1779 and officially recognized by the King in 1780. It was established by the Duke of Lafões, who provided significant financial support. The academy aimed to promote scientific knowledge and cultural development within Portugal. It had a structured governance and was primarily funded through royal patronage and private donations (Teixeira Rebelo da Silva, 2015).
- **Acad Lund.** The “*Kunagl Fysiografiska Sallskapet*” was founded in Lund (SWE) in 1772, and officially recognized by King Gustav III in 1788. It was

established by Theologian Hesselen, doctor in Medicine Barfort, and Magistrat Retzius. The academy aimed to encourage a passion for science in youth and to associate those who shared this passion to produce useful findings for the general public. It was devoted to natural history and economics (Gertz, 1940).

- **Acad Lyon.** The “*Académie Royale des Sciences, belles-lettres et arts de Lyon*” was founded in Lyon (FRA) in 1700, and officially recognized with patent letters in 1724. It was established by Claude Brossette and other notable citizens, aiming to promote the advancement of science, art, and literature in Lyon and the region. It had a structured governance with a director and a vice-director (Académie Royale des Sciences, belles-lettres et arts de Lyon, 2024).
- **Acad Manchester.** The “*Literary and philosophical society*” was founded in Manchester (GBR) in 1781. The academy was established by Thomas Percival and a group of men who sought to improve the living standards of the city, especially for the working class. It aimed to improve the local society and bring it towards more unity and progress (1896).
- **Acad Mannheim 1.** The “*Academia Electoralis Scientiarum et Elegantiorum Literarum Theodoro-Palatina*” was founded in Mannheim (DEU) on October 15-20, 1763. The academy was established by Karl Theodor, the Elector Palatine of Bavaria, after the advice of Johann Daniel Schopflin. The academy aimed to promote science and the humanities. It had a structured governance with honorary members (Cassidy, 1985).
- **Acad Mannheim 2.** The “*Societas Meteorologicae Palatinae*” was founded in Mannheim (DEU) on September 5, 1780. It was established by Karl Theodor, the Elector Palatine of Bavaria. The academy focused on meteorology, aiming to connect international meteorological stations with similar instruments to compare measurements. It had a structured governance with members and received financial support from Karl Theodor (Cassidy, 1985).
- **Acad Mantua.** The “*Accademia Virgiliana*” was founded in Mantova (ITA) in 1686. It took the name “*Royal Academy of Sciences, Lettres, and Arts*” in 1768. It was established by the co-regnant Maria Teresa and Giuseppe II, with the aim of continuing intellectual development in the Austrian Lombardy. It initially focused on theology and letters, but later expanded to include sciences useful to society. It had a structured governance with members and a patron (Maylender, 1930, Vol 5).
- **Acad Marseille.** The “*Académie des belles-lettres, sciences et arts*” was founded in Marseille (FRA) in August 1726 and officially recognized by King Luis XV with patent letters in 1766. The academy’s primary goal was to promote French language and literature in the region. It had a structured governance (Académie des Sciences Lettres et Arts de Marseille, 2024).
- **Acad Messina.** The “*Accademia Peloritana dei Pericolanti*” was founded in Messina (ITA) in 1728. It was established by Paolo Aglioti and others, following the death of Pietro Guerriera who had initially pushed for a similar academy. The academy focused on Letters, Moral and Natural Philosophy

but also on Mathematics, Geography, and Duel and Knights subjects. After 10 years of activity, it focused primarily on scientific matters. It had a structured governance (Accademia Peloritana dei Pericolanti, 2024).

- **Acad Metz.** The “*Société Royale des Sciences et Arts*” was founded in Metz (FRA) in April 1757 and received patent letters in July 1760. The Marshal-Duke Charles Louis Auguste Fouquet de Belle-Isle was its founder and protector. The academy aimed to advance sciences, letters, and arts to make them useful to the local society of Metz.
- **Acad Middelburg.** The “*Zeeuwsch Genootschap der Wetenschappen*” was founded in Vlissingen (NLD) in 1765 and officially founded in 1769. It was established to provide a local organization for scientific practice and to promote the ideas of the Enlightenment (Zeeuwsch Genootschap der Wetenschappen, 2024).
- **Acad Modena.** The “*Accademia ducale dei Dissonanti di Modena*” was founded in Modena (ITA) in 1680 and formally active in 1684. It was established by the citizens of Modena to ask for the reopening of the University and the creation of the Academy. The academy was initially active only in humanities and letters, but added a scientific section in 1790 (Accademia Nazionale di Scienze, Lettere e Arti di Modena, 2023).
- **Acad Rangoniana.** The “*Accademia Rangoniana*” was founded in Modena (ITA) in 1783. It was established by Gherardo Aldobrandino Rangone, who was already financing and hosting scientific experiments of Michele Rosa, who worked on blood transfusions among animals. The academy focused on scientific experiments, mechanics, and physics (Maylender, 1930, Vol 4).
- **Acad Montauban** The “*Académie des belles lettres*” was founded in Montauban (FRA) in 1730 and officially recognized in 1744. The soul of the academy was Jean-Jacques Franc de Pompignan. The academy focused on literary subjects, particularly poetry and letters (Forestié, 1888).
- **Acad Montpellier** The “*Société Royale des Sciences*” was founded in Montpellier (FRA) in 1706. The King wanted to reassure his domain into the Mediterranean coast during the Spanish Succession. It was initially focused on mathematics, anatomy, chemistry, botany, and physics. It played a role in compiling the *Encyclopédie* of Diderot and d’Alembert (Dulieu, 1975; Société Royale des Sciences, 2024).
- **Acad Munich** The “*Bayerische Akademie der Wissenschaften*” was founded in Munchen (DEU) on October 12, 1758 and officially recognized on June 25, 1759. It was established by Johann Georg von Lori and aimed to advance all useful sciences in Bavaria (Bayerische Akademie der Wissenschaften, 2024).
- **Acad Nancy** The “*Société des Sciences et belles lettres - Académie Stanislas*” was founded in Nancy (FRA) on December 28, 1750, and received patent letters on December 27, 1751. It was founded by Stanislas Leszczyński, the king of Poland and duke of Lorraine and Bar. It aimed to enhance the study of sciences and literature and culture. It created a public library too (Stanislas, 2024).

- **Acad Nimes** The “*Academie Royale de Nimes*” was founded in Nimes (FRA) on March 28, 1682, and received patent letters in August 1682 from Luis XIV. It was established by Jules de Fayn, and aimed to enhance the local patrimony by studying antiquities and the local language (Nicolas, 1854).
- **Acad Nuremberg** The “*Cosmographical Society*” was founded in Nurnberg (DEU) in 1747.
- **Acad Olmouc.** The “*Societas Eruditorum Incognitorum*” was founded in Olomouc (CZE) in 1747 by Josef Petrash, who had traveled the world as a soldier and poet. The academy aimed to free higher education from the influence of Jesuits. It sought to cultivate the fine sciences and liberal arts (Kostlán, 1996).
- **Acad Orleans.** The “*Académie Royale des Sciences, arts et belles lettres*” was founded in Orleans (FRA) on April 23, 1781, and received patent letters on March 20, 1784. The academy was established by a group of 10 scholars. It aimed to promote physics and natural sciences (Nicolas, 1908).
- **Acad Oxford.** The “*Oxford Philosophical Society*” was founded in Oxford (GBR) in 1645 as an informal society and formally established in 1651 by John Wilkins and other natural philosophers. It was inspired by the London group of natural philosophers, and the remnants of William Harvey’s circle at Oxford. The academy focused on magnetic experiments, dissections, antiquities, astronomy, and geometry (Applebaum, 2000; Gunther, 1925).
- **Acad Padua.** The “*Accademia dei Ricovrati/Accademia di Scienze, lettere ed Arti*” was founded in Padova (ITA) in 1599, which is still considered a Renaissance Academy (McClellan, 1985). It became the “*Accademia di Scienze, lettere ed Arti*” in 1779, when the Venetian Senate ordered its fusion with the *Accademia di Arte Agraria*. It was founded by Federico Cornaro, and Galileo was a founding member of the earlier Ricovrati Academy. The academy aimed to promote the study of humanities and science via the experimental approach (Maggiolo, 1983). The academy enter into my analysis only from 1779.
- **Acad Palermo.** The “*Accademia Palermitana*” was founded in Palermo (ITA) in 1718, though it only received recognition in 1752. It was established by Pietro Filangieri and other enlightened men. The academy aimed to tell Sicily’s story and advance letters and sciences (Maylender, 1930, Vol 1).
- **Acad Palma.** The “*Accademia Boreliana*” was founded in Palmi (ITA) in 1673 by Gio. Alfonso Borelli. It focused on physics and natural history, especially on the respiration moto (Maylender, 1930, Vol 1).
- **Acad Pau.** The “*Académie Royale des Sciences et beaux arts*” was founded in Pau (FRA) in 1718.
- **Acad Prussia.** The “*Königlich-Preußische Akademie der Wissenschaften*” was founded in Berlin (DEU) on July 11, 1700, and immediately officially recognized. It was established by Gottfried Wilhelm von Leibniz, with sponsorship from the noble Hohenzollern family. The academy aimed to advance

both humanities and natural sciences (de la Croix, Eisfeld, & Ganterer, 2021; Königlich-Preußische Akademie der Wissenschaften, 2024).

- **Acad Prague.** The “*Regia Societas Scientiarum Bohemica*” was founded in Praha (CZE) in 1769 and officially recognized in 1790. The academy was established by count Frantisek Josef Kinsky and Ignac Born. It aimed to diffuse the experimental approach and critical thinking but also Bohemian History (Zacek, 1968).
- **Acad Reggio d’Emilia.** The “*Accademia degli Ipcandriaci*” was founded in Reggio-Emilia (ITA) in 1746. It was established by Achille Crispi, the captain of the Duke Francesco III. The academy had a structured governance (Maylender, 1930, Vol 3).
- **Acad Roma.** The “*Accademia di Fisico-Mathematica*” was founded in Roma (ITA) on July 6, 1677. It was established by Giovanni Giustino Ciampini, who provided the academy with tools and machines for scientific experiments. The academy focused on natural sciences and experiments, including anatomy, physics, mathematics, and mechanics (Maylender, 1930, Vol 3).
- **Acad Rotterdam.** The “*Batafsch Genootschap der Proefonderwindelijke Wijsbegeerte*” was founded in RotterdamNLD on May 14, 1769 (Lieburg, 1985).
- **Acad Rouen.** The “*Académie Royale des Sciences, belles lettres et arts*” started informally in Rouen (FRA) in 1736 and formally with patent letters from Luis XV on June 17, 1744. It was established by Fontanelle and Le Cornier de Cideville, and focused on botany (Gosseume, 1985).
- **Acad Rovereto.** The “*Imperiale Regia Accademia degli Agiati*” was founded in Rovereto (ITA) in 1750, officially recognized in 1753. It was established by Giuseppe Valeriano Vannetti and other four important local scholars. The academy was initially focused on letters, history, and science, but later expanded to include agricultural research (Accademia Roveretana degli Agiati di Scienze, Lettere ed Arti, 2024).
- **Acad Paris.** The “*Académie Royale des Sciences*” was founded in Paris (FRA) in the spring of 1666. The academy was established by Minister Colbert under Luis XIV, who fully funded its creation and operations. The academy was a symbol of royal patronage. Its focus was on natural philosophy, mathematics, and the application of the laws of nature to practical reforms (Académie Royale des sciences, 2024).
- **Acad Siena.** The “*Reale Accademia della scienze di Siena*” was founded in Siena (ITA) in 1690. It was established by Pirro Maria Garieli, a professor at the University of Siena. The academy focused on natural science, philosophy, medicine, and poetry (Maylender, 1930, Vol 3).
- **Acad Stockholm.** The “*Kungliga Vetenskapsakademien*” was founded in Stockholm (SWE) on June 2, 1739. It was modelled after the Royal Society of London and the Académie Royale des Sciences in Paris. The

academy was created as an independent, non-governmental scientific society. It was primarily focused on natural sciences and mathematics (Kungliga Vetenskapsakademien, 2024).

- **Acad St Petersburg.** The “*Academia Scientiarum Imperialis Petropolitanae*” was founded in Saint-Petersburg (RUS) in 1724. It was established by Peter the Great, who was inspired by academies in Europe. The academy aimed to bring the Russian Empire into the modern era. It was initially focused on mathematics, physical sciences, and humanities, and included training in scientific subjects (de la Croix & Doraghi, 2021; Gordin, 2000).
- **Acad Toulouse.** The “*Académie Royale des Sciences, inscriptions et belles lettres*” was founded in Toulouse (FRA) in 1640-1645/1665-1685 as an academic conference and officially recognized in 1746. It was established by Sage Antoine, Carrière, and Gouazé Pierre. The academy aimed to advance sciences, inscriptions, and belles-lettres. It had a structured governance (Taillefer, 1984).
- **Acad Trondheim.** The “*Det Kongelige Norske Vienskabers Selskab*” was founded in Trondheim (NOR) in 1760 and received royal recognition in 1767. It was established by Bishop Johan Ernst Gunnerus, rector Gerhard Schoning, and councilor Peter Friderich Suhm to create an institutional space for enhancing and spreading the New Science (Schmidt, 1960).
- **Acad Turin.** The “*Accademia delle scienze di Torino*” was founded in Torino (ITA) in 1757 and officially recognized in 1783. It was founded by Joseph-Louis Lagrange, Giuseppe Francesco Cigna, and Giuseppe Angelo Saluzzo. The academy aimed to advance scientific research that could not find enough space within the university of the city (Accademia delle Scienze di Torino, n.d.).
- **Acad Filopatria.** The “*Accademia Filopatria*” was founded in Torino (ITA) on July 2, 1782. It was established by a group of enlightened men in the city of Turin. The academy focused on antiquities and the history of the homeland, including letters, poetry, and moral values but also on public economics, and sciences (Campori, 1887).
- **Acad Uppsala.** The “*Societatis Regiae Scientiarum Upsaliensis*” was founded in Uppsala (SWE) in 1710. It was reorganized in 1719, and received royal recognition on November 11, 1728. It was founded by the librarian Eric Benzelius. The academy initially focused on scientific discussions and later established a scientific journal (Karlberg, 1977).
- **Acad Uppsala.** The “*Cosmographiska sällskapet*” was founded in Uppsala (SWE) in 1758 by Anders Akerman and other enlightened men. The academy focused on cosmography, constructing globes for the earth and the sky.
- **Acad Utrecht.** The “*Provinciaal Utrechtsh genootschap van Kunsten en Wetenschappen*” was founded in Utrecht (NLD) in 1773 and officially founded in 1778. It was established by Mr. J. van Haeften and L. Praalder. The academy aimed to preserve local heritage, modern art, and publications, as well as to develop and improve science (Singels, 1923).

- **Acad Valence.** The “*Société Académique et Patriotique*” was founded in Valence (FRA) in 1784, receiving King’s Letters Patent in December 1786. The academy aimed to advance sciences, arts, and belles-lettres. It had a structured governance and it organized 3 prizes every year (de Colonjon, 1866).
- **Acad Venice.** The “*Accademia dei Planomaci*” was founded in Venezia (ITA) circa 1740. It was established by the abate D. Meodoro Rossi. The academy published the “*Novelle Letterarie*,” a journal of reviews and critiques of new works. It had a structured governance with a protector (Maylender, 1930, Vol 4).
- **Acad Verona.** The “*Societa Italiana delle Scienze*” was founded in Verona (ITA) in 1766 and officially established in 1782. It was founded by Antonio Mario Lorgna. The academy focused on scientific matters and published the periodical “*Memorie accademiche*” (Maylender, 1930, Vol 1).
- **Acad Zurich.** The “*Naturforschende Gesellschaft*” was founded in Zurich (CHE) in 1745 and formally established in 1746. It was established by Johannes Gessner. The academy aimed to provide a space for students and personalities who studied abroad to return home and share their knowledge. It had a structured governance and relied heavily on member contributions (Rübel, 1947).
- **Royal Society.** The “*Royal Society of London*” was founded in London (GBR) in 1660 and officially established in 1662. It was established by John Wilkins and other polymaths. The academy focused on natural philosophy and experiments, including trade, manufacture, and crafts, as well as scientific experiments. It had a structured governance with a president, a treasurer, and two secretaries (The Royal Society, 2024).
- **Acad Botanical.** The “*Botanical Society*” was founded in London (GBR) in 1721. It was established by Johann Jakob Dillen and John Martyn to increase knowledge of and spread interest in minerals, plants, and animals.
- **Acad Linnaeus.** The “*Linnean Society of London*” was founded in London (GBR) in 1788 by James Edward Smith, Samuel Goodenough, and Thomas Marsham. The academy was named after Carl Linnaeus, who is considered the father of taxonomy. The academy was devoted to natural history, focusing on the evolution theory and biological taxonomy.
- **Acad London.** The “*Temple Coffee House Botany Club*” was founded in London (GBR) in 1689. It was established by Hans Sloane and his friends, and focused on natural history and botany.

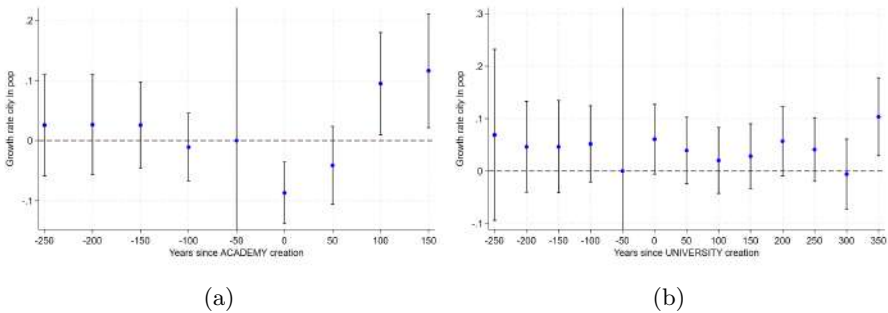
## Appendix F Dynamic TWFE results

In the following discussion, I focus on the main results using dynamic TWFE estimations and address the two main assumptions of parallel trends and no anticipation effect. Section 7.2 provides further analyses to assess the validity of the SUTVA assumption and investigate possible spatial spillover effects (Berkes & Nencka, 2021; Butts, 2021).

Figure F10 presents the main event studies analysing the impact of the creation of educational institutions between 1500 and 1900. Each period represents a 50-years interval: Panel F10a illustrates the impact of creating an academy in city  $c$  at time  $t$ , while Panel F10b depicts the impact of creating a university. The first two assumptions (no pre-trends and no anticipation effect) hold in both panels.<sup>41</sup>

In Panel F10a, the results indicate a downward trend in the first 50 years and a positive effect in the following century that compensate the initial negative impact. This indicates that there should be a positive impact on population growth rates between cities with and without innovative academies after 100 years from the establishment.

On the other hand, Panel F10b shows no significant effect of creating a university. This result is consistent with previous studies indicating that the effect of a university on local economic growth is not significantly different from zero (Serafinelli & Tabellini, 2022; Squicciarini & Voigtländer, 2015). It is worth noting that analyzing the creation of universities within the period 1500-1900 may not be the most appropriate approach, as many universities were established before 1500 (see Figure B2). Figure F11b displays the event study for the creation of universities, extending the analysis back to the year 1000. As expected, the parallel trend assumption no longer holds, as the placebo estimates (i.e., the leads) become significant. This suggests the presence of a potential reverse causality issue, as mentioned in Appendix B.1. Nevertheless, when expanding the time frame for the *ACADEMY* event as well, the parallel trend assumption continues to hold (Figure F11a).



**Fig. F10** Event Studies for the creation of (a) an academy or (b) a university between 1500 and 1900.

To investigate the interaction between universities and academies, I focus on cities that hosted a university at least once and analyze the impact of the *ACADEMY* event on this subset of cities. Furthermore, since it is likely that the university was established before the academy, this subset accounts for

<sup>41</sup>To be noted that looking at possible pre-trends is only a partial test for the parallel trends assumption. Future stages of the paper will include the “Honest DID” by Rambachan and Roth (2020).



more similar cities allowing to better investigate the direction of the interaction term, *UNI : ACAD*. However, this sample has a much lower statistical power than the main one given it includes only 153 cities. Figure F12 displays the results for the period 1500-1900 in panel F12a and for 1000-1900 in panel F12b. In both cases, the parallel trend assumption holds, indicating a comparable growth pattern between treated and untreated cities before the creation of an academy. However, there are no significant effects observed after the creation of an academy in cities that had a university at least once. Interestingly, the lag periods exhibit a downward trend in both panels, which aligns with the negative sign found in the OLS results presented in Table 3 (main text). This suggests that the presence of an academy in cities with a previous university may have, if anything, a marginal negative impact on the local economic development although the total effect does not change.

In order to further investigate the *ACADEMY* event, I examine specific groups of academies based on their size, period of activity, and field of study. In future stages, I plan to also consider the quality of academies.

First, I analyze the event study for the creation of big academies, defined as those with more than 30 members,<sup>42</sup> as shown in Figure F14a. However, the size of the academy does appear to have an immediate negative impact on the population growth rate of the city and only after 150 years there is a positive and significant effect (+15% p-value: 0.03). Next, I explore the event study for long-lasting academies, defined as those active for more than 30 years.<sup>43</sup> Figure F14b indicates that the duration of the academy's activity period does affect negatively the population growth rate: only the first two lag are negative and significant.

Moving on to the subject of academies, I distinguish between literary and scientific academies based on the composition of their members. Academies are defined as *scientific* when more than 50% of their members studies science, applied science, and medicine.<sup>44</sup> Academies are defined as literary when more than 50% of their members deals with literary disciplines (history, letters, poetry, arts) but also deals with theology, law and social sciences (e.g. economics and political science). In Figure F13, Panel F13a presents the event study for scientific academies. The results show a positive and highly significant effect on the population growth rate of the city after 100 years, persisting for the next 50 years too. Specifically, the growth rate increases by 28% (p-value: 0.000) after 150 years in cities with a scientific academy with respect to cities without scientific academies. Hence there is a positive and significant impact of creating a scientific academy. The immediate negative impact is more than compensate in the long term. In panel F13b of Figure F13, I present the event study for literary academies, defined as those with more than 50% of members studying humanities, theology, law, and social sciences.<sup>45</sup> Interestingly, there

---

<sup>42</sup>It is the case of 55 academies in my sample.

<sup>43</sup>It is the case of 70 academies in my sample.

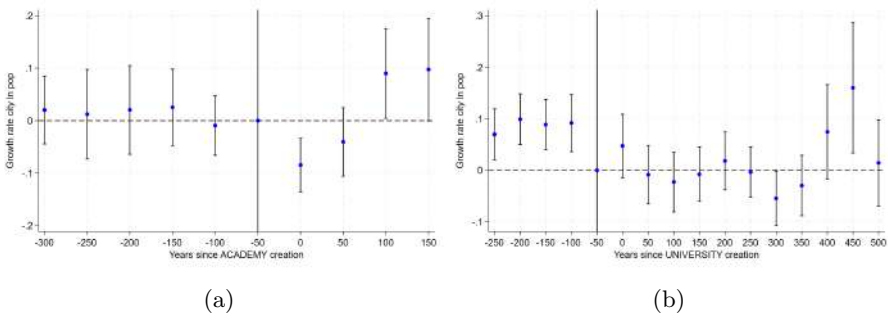
<sup>44</sup>It is the case of 38 academies in my sample.

<sup>45</sup>It is the case of 37 academies in my sample.

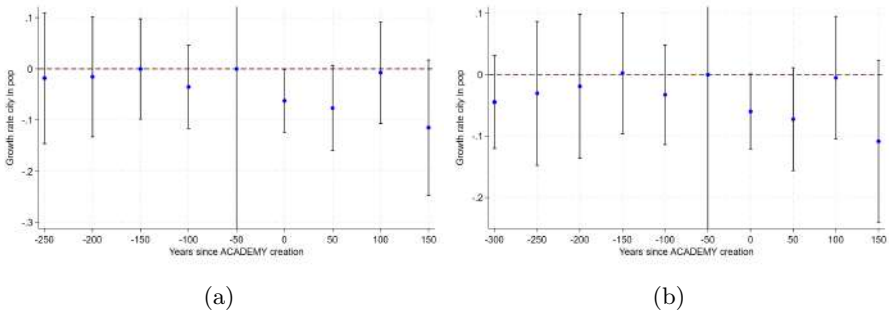
is a negative and significant impact observed in the first 50 years after the creation of a literary academy. The growth rate of the population decreases by 13% (p-value: 0.001) immediately and by 11.7% (p-value: 0.012) after 50 years from the establishment of a literary academy with respect to cities without literary academies.

These findings suggest that micro-level data about the field of study of scholars are essential. It is the subject dealt at academies, rather than their size or duration that plays a crucial role in their impact on the population growth rate of cities. Scientific academies positively contribute to economic prosperity, while literary academies initially have a negative effect before stabilizing around a zero-effect in the long term. It appears clear that the experimental approach and innovative thinking have the strongest effect when linked to scientific subjects.

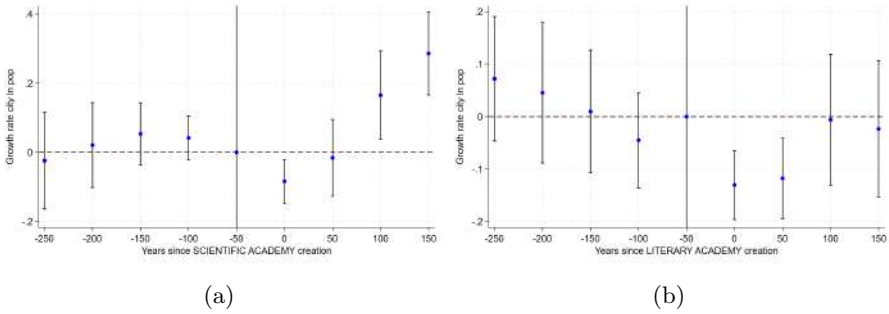
Nonetheless, event study estimates require not only the parallel trends and no anticipation effect hypothesis to hold, but also the Stable Unit Treatment Value Assumption - SUTVA. To test for it I build buffer zones of 50, 100 and 150 km around the cities with an academy, excluding them from the sample. If the results do not change then the estimates capture the local unbiased effect, meaning that nearby cities do not influence treated urban areas. In Section 7.2 I show how the results do not change much with respect to the main ones, confirming the SUTVA and showing the unbiased local effect of having an educational institutions in the city.



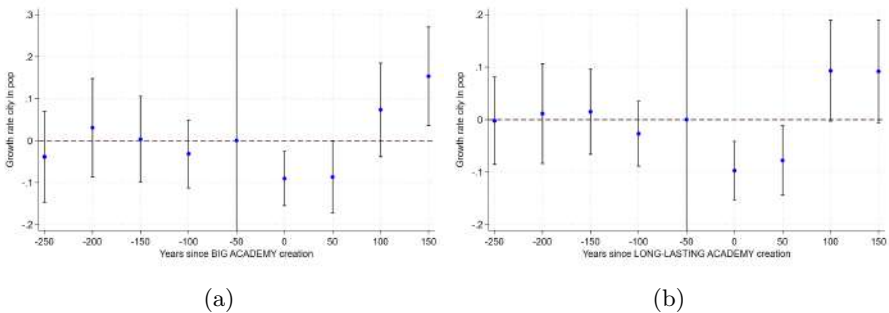
**Fig. F11** Event Studies for the creation of (a) an academy or (b) a university between 1000 and 1900.



**Fig. F12** Event Studies for the creation of an academy (a) between 1500 and 1900 (b) and between 1000 and 1900 in cities that hosted a university at least once.

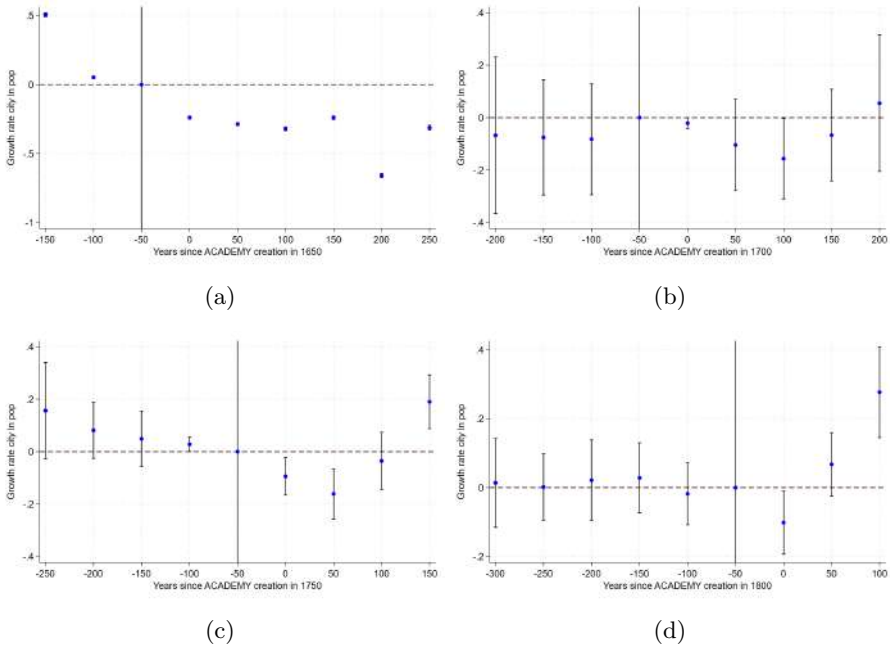


**Fig. F13** Event Studies for the creation of (a) a scientific academy or (b) a literary academy between 1500 and 1900.

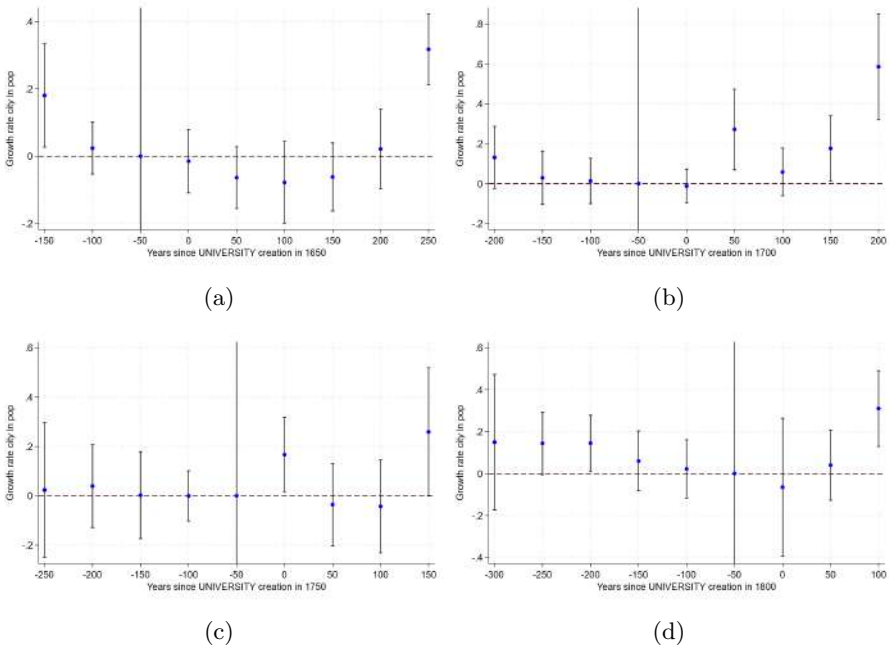


**Fig. F14** Event Studies for the creation of (a) a big academy or (b) a long-lasting academy between 1500 and 1900.

## Appendix G 2x2 Event Studies



**Fig. G15** Event Studies for the creation of an academy in a specific period of time. Note that (a) in 1650 only Investiganti Academy in Naples was created. (b) In 1700 13 academies were opened. (c) In 1750 29 academies were created and (d) in 1800 40 academies were opened.



**Fig. G16** Event Studies for the creation of a university in a specific period of time. Note that (a) in 1650 14 universities were created, (c) in 1700 11 universities were opened, (d) in 1750 8 universities were created, and (e) in 1800 6 universities were opened.

## Appendix H Alternative DID estimators

### H.1 *CSDID* results

As in Sun and Abraham (2021), also Callaway and Sant’Anna (2021) focuses on the average treatment effect for cohorts, i.e. groups of cities  $g$  experiencing the creation of an educational institution for the first time at time  $t$ . *CSDID* estimator by Callaway and Sant’Anna (2021) is pretty similar to the *IW* estimator by Sun and Abraham (2021) which I use to obtain my main findings in Section 5.3.

Callaway and Sant’Anna (2021) is more general and flexible, it allows for different types of average treatment effects’ aggregations. It also allows to use not-yet-treated cities as controls (i.e., cities that will experience the creation of an educational institution only after time  $t$ ). However, these alternative ways to represent and compute the estimates are less of interest in my setting given and I prefer to focus on balancing the frequencies through the event-studies specifications proposed by Sun and Abraham (2021). Nonetheless, given the similarities between the two estimators, I present the results obtained with Callaway and Sant’Anna (2021) as a robustness check.

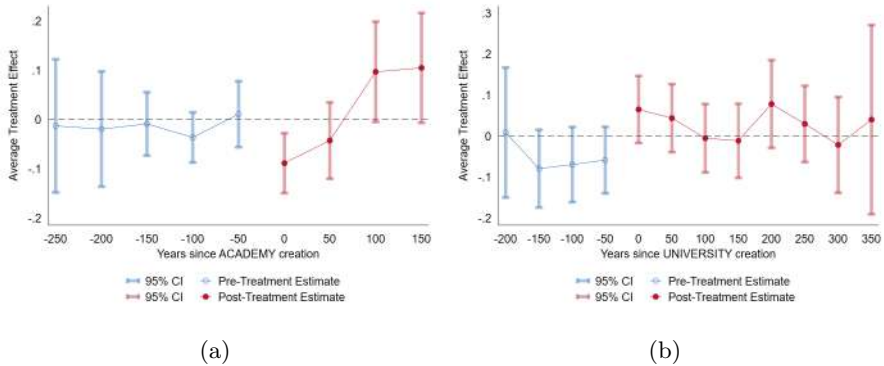
Figure H17 presents the event-study specifications plotting the dynamic effects of creating an educational institution. It visualizes how the effect of creating an academy (Figure H17a) or a university (Figure H17b) changes depending on the amount of periods the institution has been created. I show the specification with balanced time frame, with five pre- and three post-periods, to be consistent with the main results.

When studying the creation of an academy, Figure H17a shows statistic significant coefficients at 90% level, with a general dynamic similar to Sun and Abraham (2021). Callaway and Sant’Anna (2021) also allow to compute the pre-treatment average effect to partially test for pre-trends being this coefficient not significant ( $-1.4\%$ , p-value: 0.44). However, when looking at the average treatment effect on the treated, I find it not significant and close to zero, with a coefficient of 0.004 (p-value 0.8). This implies that the results on creating an academy may not be that strong and when using Callaway and Sant’Anna (2021) there is no relevant difference in the population growth rate of cities experiencing the creation of an academy with respect to cities without any academy.

In addition, *CSDID* allows the interpretation of every single calendar time effects. In Naples (the only city experiencing the creation of an academy in 1650), the population growth rate is estimated to be 23.9% (p-value: 0.000) lower on average between 1650 and 1700 than it would have been if the academy was not been created. It is only after 1900 that a positive and significant change in the population growth of 21% (p-value: 0.000) on average is seen, with respect to a situation where no academy was created.

When analysing the creation of a university, the situation is similar. Figure H17b shows no significant results and a dynamic resembling Sun and Abraham

(2021). The pre-treatment average effect is slightly significant and negative ( $-4.5\%$ ,  $p$ -value: 0.048), implying some pre-trends. With pre-trends no causal interpretation is usually possible, and anyway also the post-treatment average effect is not relevant, with a coefficient of 0.027 ( $p$ -value: 0.5).



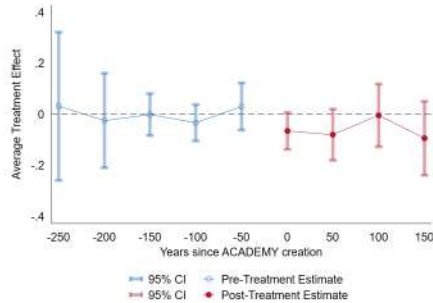
**Fig. H17** Dynamic average effects of creating (a) an academy and (b) a university between 1500 and 1900 estimated with Callaway and Sant’Anna (2021). Control group: never-treated. Dependent variable: city population growth rate in logarithm.

Figure H18 plot the event-study specification visualizing the dynamic effects of creating an academy in cities that had a university at least once. This allows the investigation of the interaction between universities and academies, which follows the same dynamic found in Figure 3. There are no pre-trends ( $0\%$ ,  $p$ -value: 0.9), but also no statistically significant post-treatment effect on average ( $-6.2\%$ ,  $p$ -value: 0.12).

Figure H19 presents the event-study specification for the dynamic effects of creating different types of academies relative to the fields of study, years of activity, and size. As seen in Section 5.3, creating scientific academies increase population growth rate of cities after 100 years by  $16.6\%$  ( $p$ -value: 0.03) on average with respect to cities without scientific academies. There are no pre-trends ( $-1.2\%$ ,  $p$ -value: 0.67) but the post-treatment average effect falls slightly below the threshold of significance ( $7\%$ ,  $p$ -value: 0.1). However, the last two calendar time effects tell that after 1850 the population growth rate is on average  $13\%$  ( $p$ -value: 0.03) higher in cities with a scientific academy, and after 1900 the growth rate reaches  $31\%$ .

On the other hand, creating a literary academy (Figure H19b) would lower the population growth rate on average by  $6\%$  with respect to cities without a literary academy, however the  $p$ -value falls slightly below the threshold of significance. There are also some pre-trends ( $4.8\%$ ,  $p$ -value: 0.07). In addition, almost all single calendar time effects are statistically significant and negative, the only positive exception is after 1900 when the growth rate increases by  $10\%$  on average but not significantly ( $p$ -value: 0.21).

Creating an academy that would last more than 30 years or with more than 30 members do not bring much to the hosting cities. Figure H19c shows the results for long-lasting academies and Figure H19d for big academies. There are no pre-trends but not average post-treatment effect either.



**Fig. H18** Dynamic average effects of creating an academy between 1500 and 1900 in cities that hosted a university at least once estimated with Callaway and Sant’Anna (2021). Control group: never-treated. Dependent variable: city population growth rate in logarithm.

## H.2 $DID_l$ results

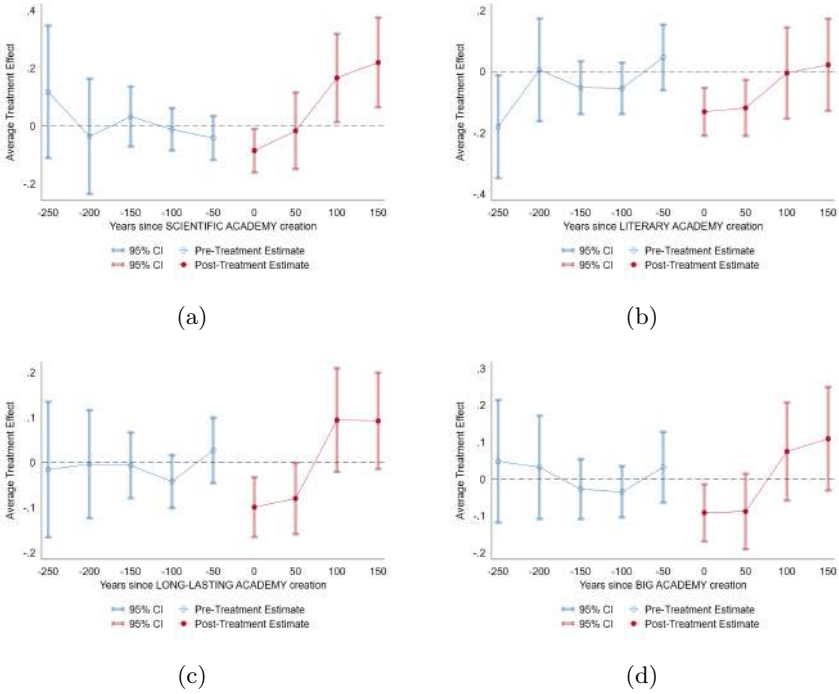
The De Chaisemartin and d’Haultfoeuille (2024) estimator, referred to as  $DID_l$ , estimates the effect of creating an academy or a university  $l$  periods ago for the first time. It compares cities that are currently experiencing the creation of a higher educational institution for the first time with cities that have not yet experienced the creation of such institutions. This estimator provides insights into the effects of the initial creation of institutions after a specific  $l$  period. It can be used also with continuous treatments, which is the main innovation developed in this last estimator.<sup>46</sup>

In the following sections, I present the results for this estimator  $DID_l$ , which estimates the long-difference placebos and does not allow to include more leads than lags, so I always have to include three leads and only three lags. Nevertheless, this last estimator allow me to obtain a more nuanced understanding of the effects of creating academies and universities in my analysis, and represent a great opportunity for the next steps of this project.

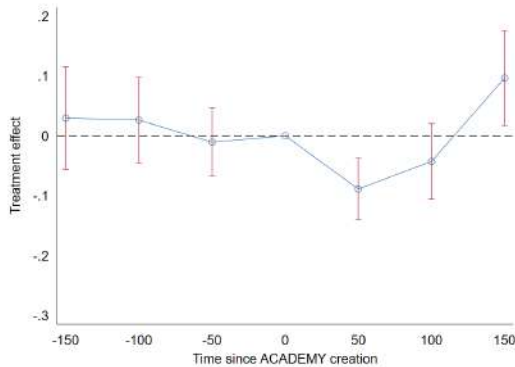
Figure H20 presents the treatment effects of creating an academy between 1500 and 1900 using the  $DID_l$  estimator. The dynamic is very similar to the baseline results, with an immediate negative impact followed by a positive effect after 100 years from the creation of the academy. The same is seen when

<sup>46</sup>Previous drafts of the current project used the previous estimator developed in De Chaisemartin and d’Haultfoeuille (2022) which produced very similar results to the current ones. I also compared the results with De Chaisemartin and d’Haultfoeuille (2020), which calculates the instantaneous treatment effect by estimating the impact of creating an academy or a university on the population growth rate in cities that are currently experiencing the creation of a higher educational institution. This estimator effectively cancels out cities without any institutions and cities that have already had an institution since 1500, focusing solely on cities where the treatment status changes. Again, the results are very similar but - obviously - for the placebo estimates, given that it was the only difference with respect to De Chaisemartin and d’Haultfoeuille (2022).





**Fig. H19** Dynamic average effects of creating (a) a scientific academy, (b) a literary academy, (c) a long-lasting academy (with more than 30 years of activity), and (d) a big academy (with more than 30 members) between 1500 and 1900 estimated with Callaway and Sant’Anna (2021). Control group: never-treated. Dependent variable: city population growth rate in logarithm.



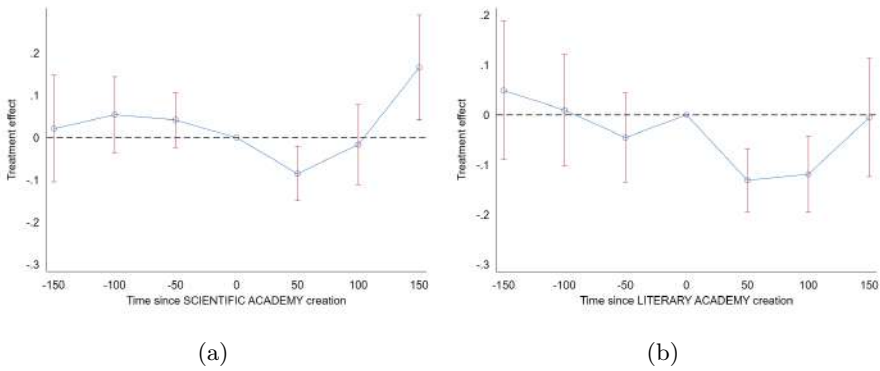
**Fig. H20** Effect of creating an academy estimated with  $DID_t$  – De Chaisemartin and d’Haultfoeuille (2024) – between 1500 and 1900.

investigating the creation of scientific academies, which bring cities hosting them to grow 16% faster after 100 years - confirming the baseline results. Also

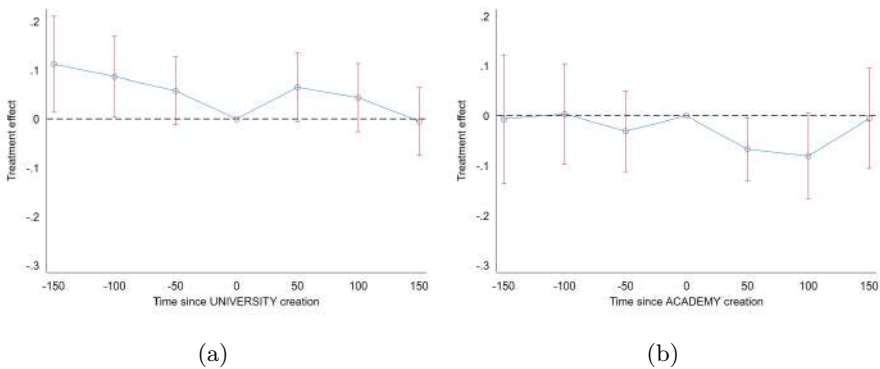
the findings about literary academies are confirmed with the first 50 years having a negative impact on the population growth rate. These academies are the only ones to have a (negative) significant average cumulative total effect per treatment city. Figure H21 shows these results.

Figure H22a presents the event study for the creation of universities, which is not significant and present some pre-trends too even if the joint test of nullity of the placebo is not rejected. Figure H22b shows the dynamic of creating an academy in cities that hosted a universities at least once, confirming the same patterns as the baseline findings.

These findings align with the event studies estimates, indicating that the field of study of the academy (scientific or literary) has a significant impact on the population growth rate. Scientific academies have a positive effect, while literary academies have a negative effect at least in the short term.



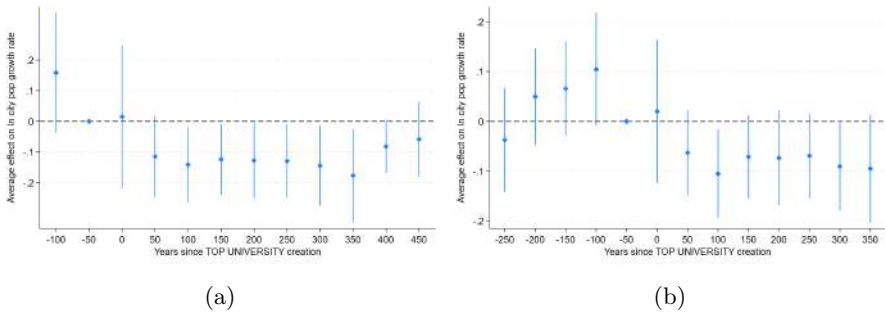
**Fig. H21** Effect estimated with  $DID_t$  – De Chaisemartin and d’Haultfoeuille (2024) of creating (a) a scientific academy and (b) a literary academy between 1500 and 1900.



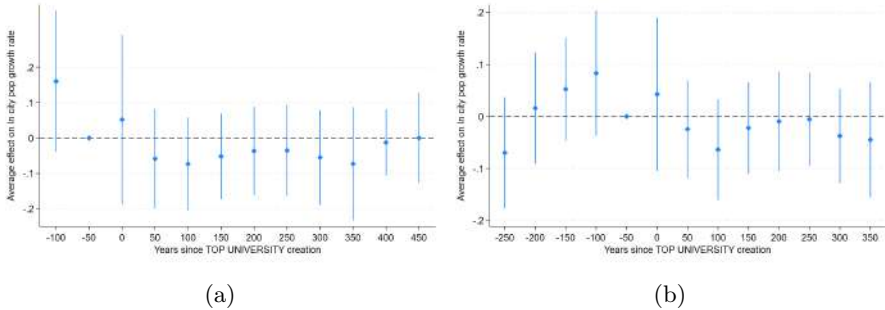
**Fig. H22** Effect estimated with  $DID_t$  – De Chaisemartin and d’Haultfoeuille (2024) of (a) creating a university and (b) an academy in cities that hosted a universities at least once between 1500 and 1900.

## Appendix I Quality of universities

### I.1 Top universities as event

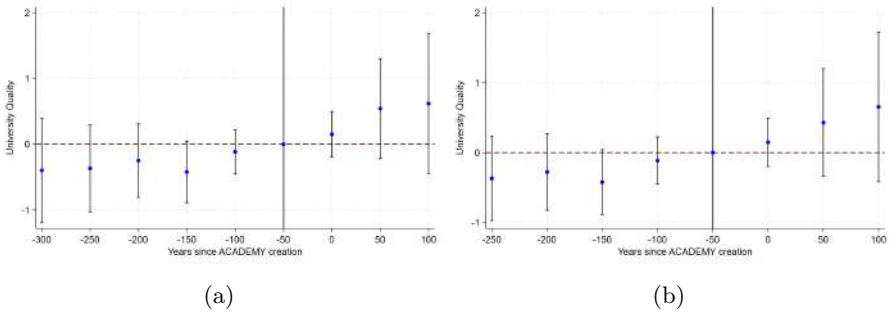


**Fig. I.23** Effect of creating a TOP university - which reached an average quality of 4.53 at least once between 1000 and 1800 in European cities estimated with Sun and Abraham (2021). Panel (a) considers the period between 1500 - 1900, Panel (b) considers the period 1000 - 1900. Control group: cities that never had a university at all. Dependent variable: population growth rate.

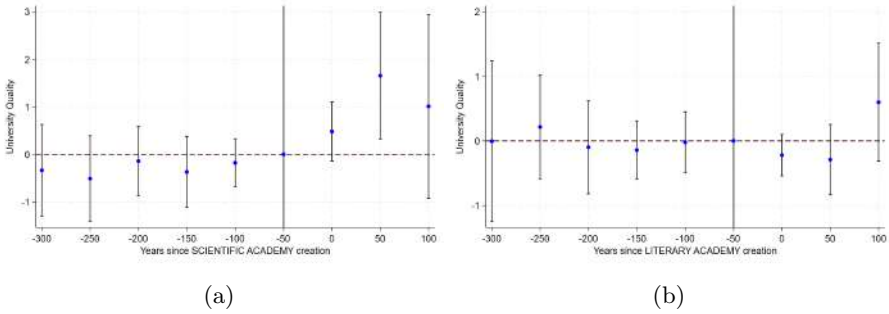


**Fig. I.24** Effect of creating a TOP university - which reached an average quality of 4.53 at least once between 1500 and 1800 in European cities estimated with Sun and Abraham (2021). Panel (a) considers the period between 1500 - 1900, Panel (b) considers the period 1000 - 1900. Control group: cities that had a university but not a top one. Dependent variable: population growth rate.

## I.2 Dynamic TWFE: quality of universities as outcome variable



**Fig. I25** Dynamic TWFE: Event Studies for the creation of an academy between (a) 1500 and 1900 and between (b) 1000 and 1900 on the quality of universities.



**Fig. I26** Dynamic TWFE: Event Studies for the creation of (a) a scientific academy and (b) a literary academy between 1500 and 1900 on the quality of universities.

**Appendix J Sensitivity analyses: leave-one-out****Table J6** Types of ACAD by country

	(1) ACAD	(2) ACAD SCIENCE*	(3) ACAD LIT**	(4) ACAD LONG	(5) ACAD BIG
Europe	82	37	37	69	54
France	30	8	18	24	15
Italy	17	8	9	15	11
Germany	10	5	4	9	7
UK	6	5	0	5	5
Belgium	1	1	0	0	1
Czech Rep.	2	1	1	1	1
Denmark	1	0	1	1	1
Ireland	1	0	1	1	1
Netherlands	4	2	1	4	3
Norway	1	0	1	1	1
Poland	1	1	0	1	1
Portugal	1	0	0	1	1
Spain	1	1	0	1	1
Sweden	4	3	1	4	3
Switzerland	2	2	0	1	2

\*An ACAD is considered scientific if at least 50% of the members studies science, applied science, or medicine.

\*\*An ACAD is considered literary if at least 50% of the members theology, law, humanities, or social sciences

Note: Column (2) and (3) should sum up to (1), if not it means that for some academies none of the two categories threshold is reached.

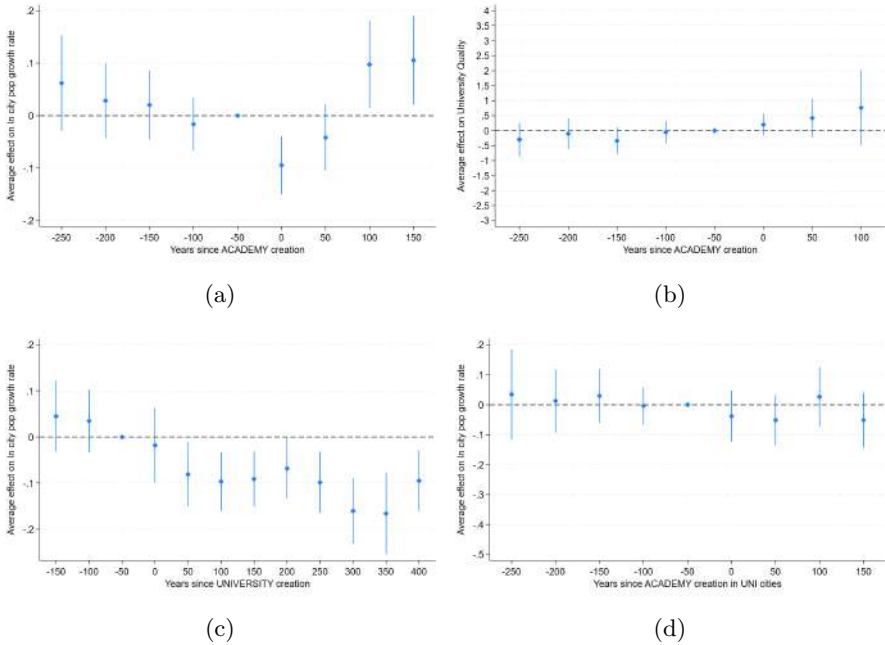
Column (4) and (5) are independent from each other.

**Table J7** Pre-treatment Statistics per *EVENT* by outcome variable

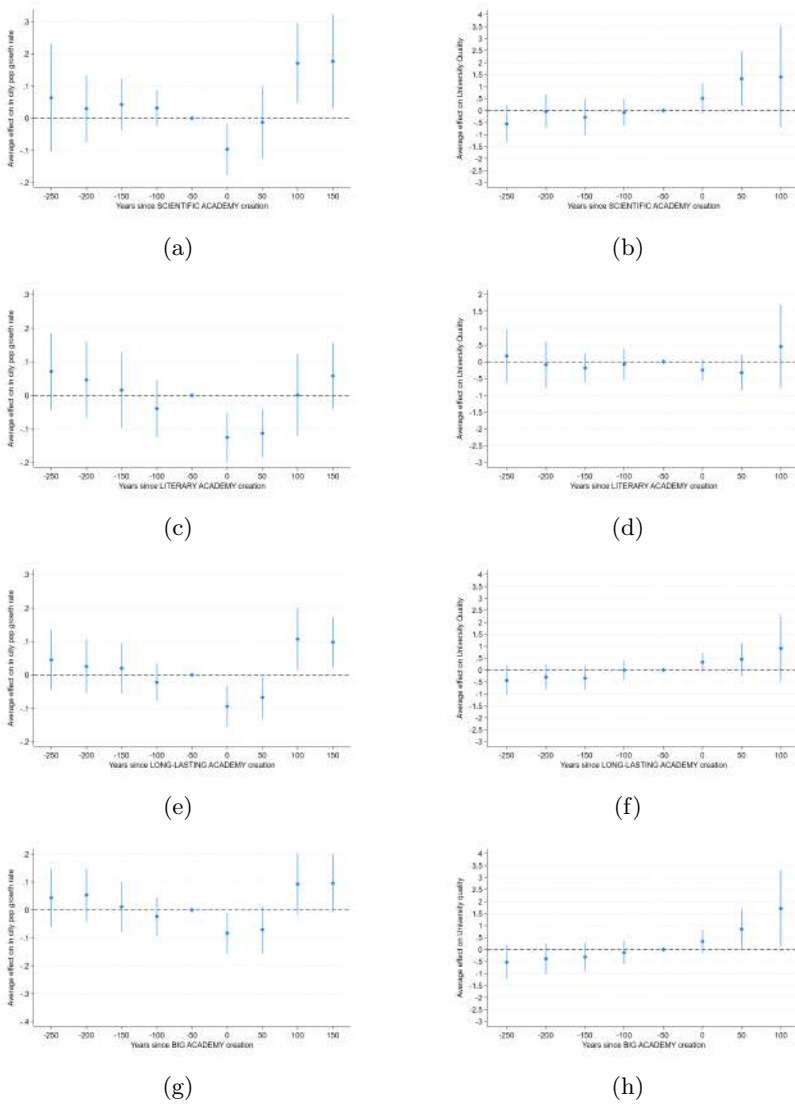
<i>EVENT</i>	Obs	Mean	Std. Dev.	Min	Max
Outcome variable: $\Delta \ln pop$ 1500-1900, 50-years interval					
ACAD	82	0.199	0.303	-0.318	1.139
UNI*	83	0.125	0.245	-0.434	1.099
ACAD SCIENCE	37	0.182	0.304	-0.318	1.139
ACAD LIT	37	0.217	0.302	-0.236	1.099
ACAD LONG	69	0.216	0.295	-0.318	1.099
ACAD BIG	54	0.233	0.336	-0.318	1.139
Outcome variable: <i>AvgQ</i> 1500-1900, 50 years interval					
ACAD	41	2.430	2.295	0	6.748
ACAD SCIENCE	20	3.184	2.287	0	6.748
ACAD LIT	18	1.586	2.081	0	6.534
ACAD LONG	36	2.554	2.266	0	6.748
ACAD BIG	27	2.714	2.229	0	6.748

\*There are 152 universities in total (St. Petersburg is excluded), 69 open before 1500, which is the beginning of my main sample period, so the statistics are computed on only 83 observations.

### J.1 Leaving London out



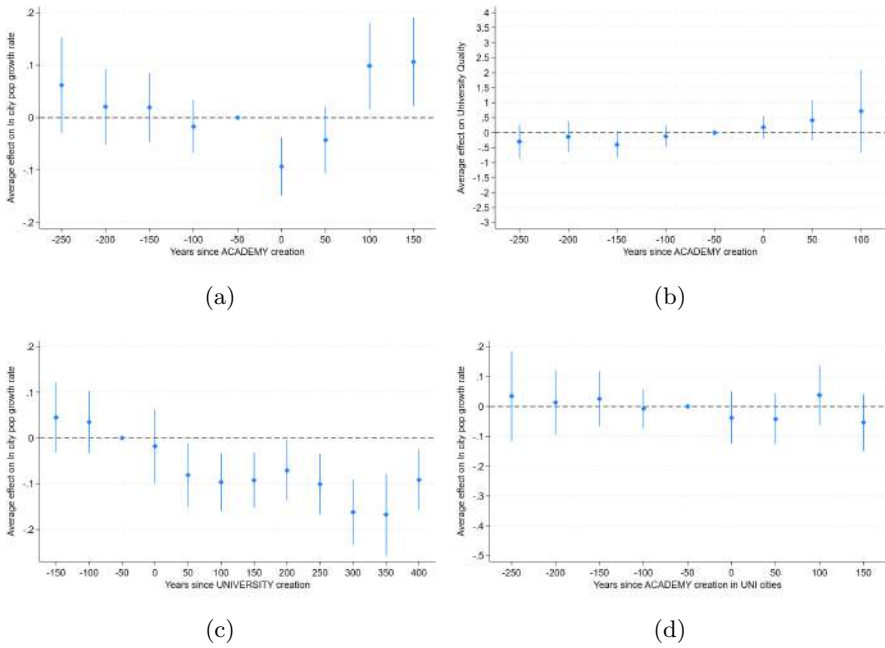
**Fig. J27** Effect of creating (a) an academy on population growth rate, (b) an academy on the quality of universities, (c) a university on population growth rate, and (d) an academy in cities that hosted a university at least once; estimated with Sun and Abraham (2021). Control group: never-treated. Leaving London out from the sample.



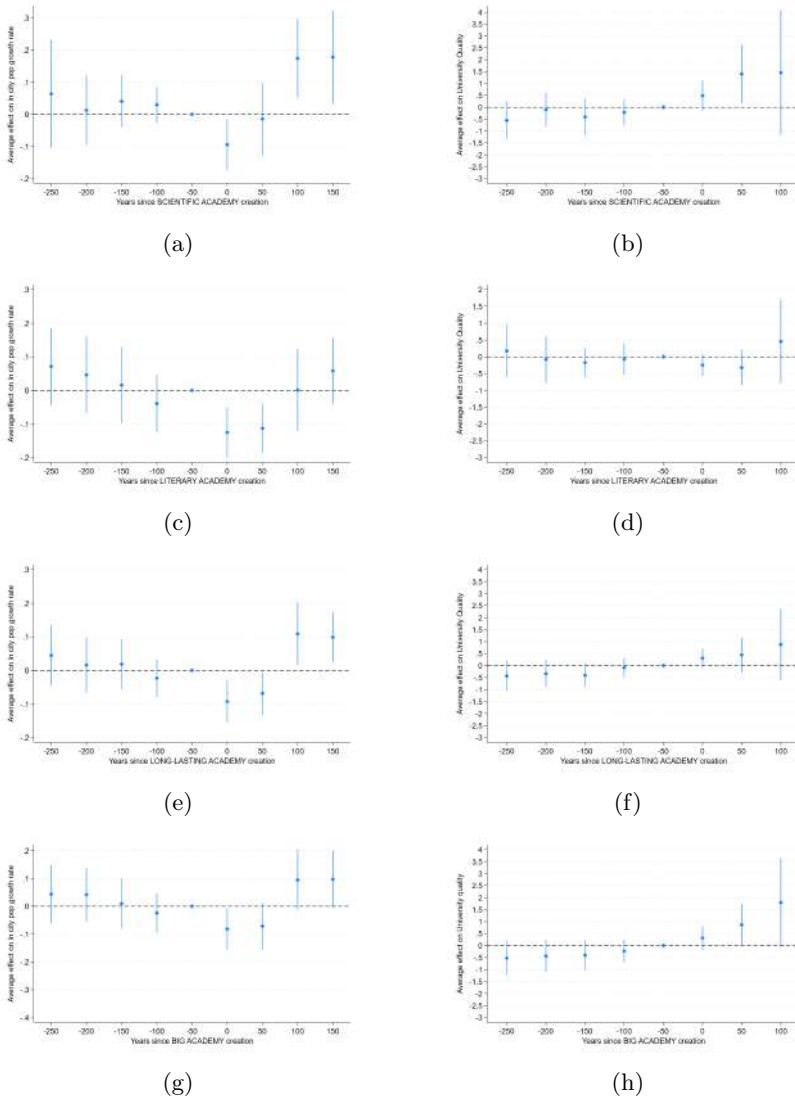
**Fig. J28** Effect of creating (a - b) a scientific academy, (c - d) a literary academy, (e - f) a long-lasting academy, and (g - h) a big academy; estimated with Sun and Abraham (2021). Control group: never-treated. Dependent variable: population growth rate on the left column, and quality of universities on the right column. Leaving London out from the sample.



## J.2 Leaving Paris out

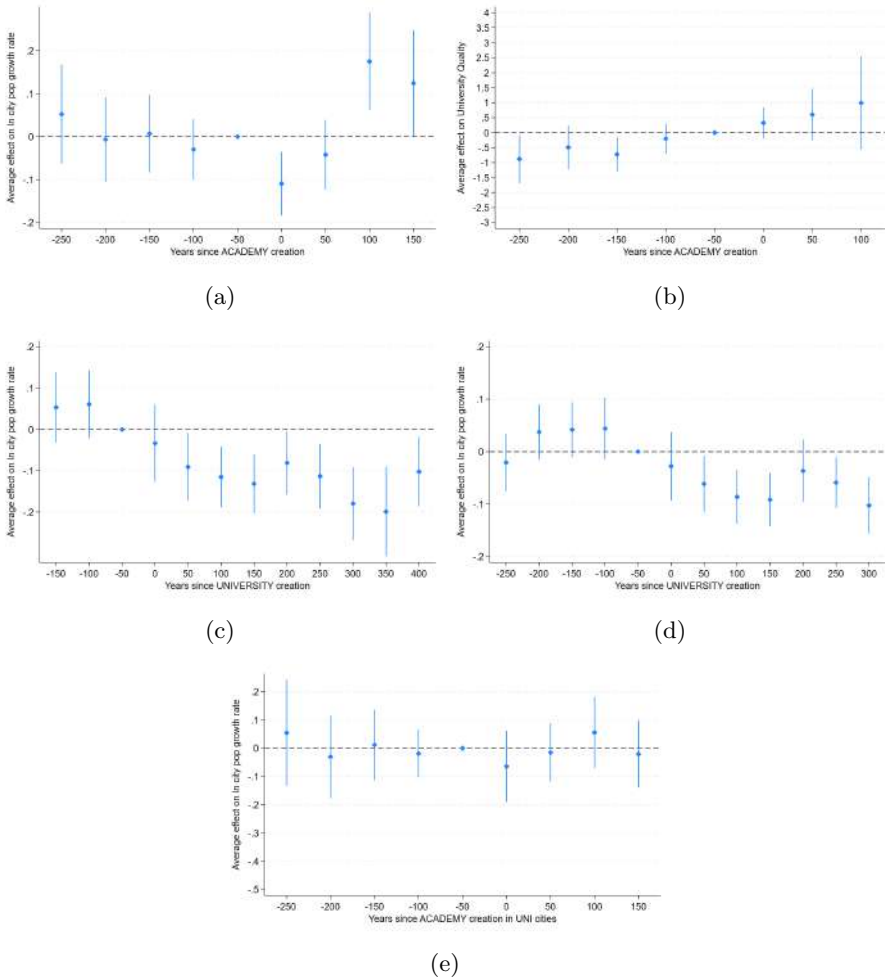


**Fig. J29** Effect of creating (a) an academy on population growth rate, (b) an academy on the quality of universities, (c) a university on population growth rate, and (d) an academy in cities that hosted a university at least once; estimated with Sun and Abraham (2021). Control group: never-treated. Leaving Paris out from the sample.

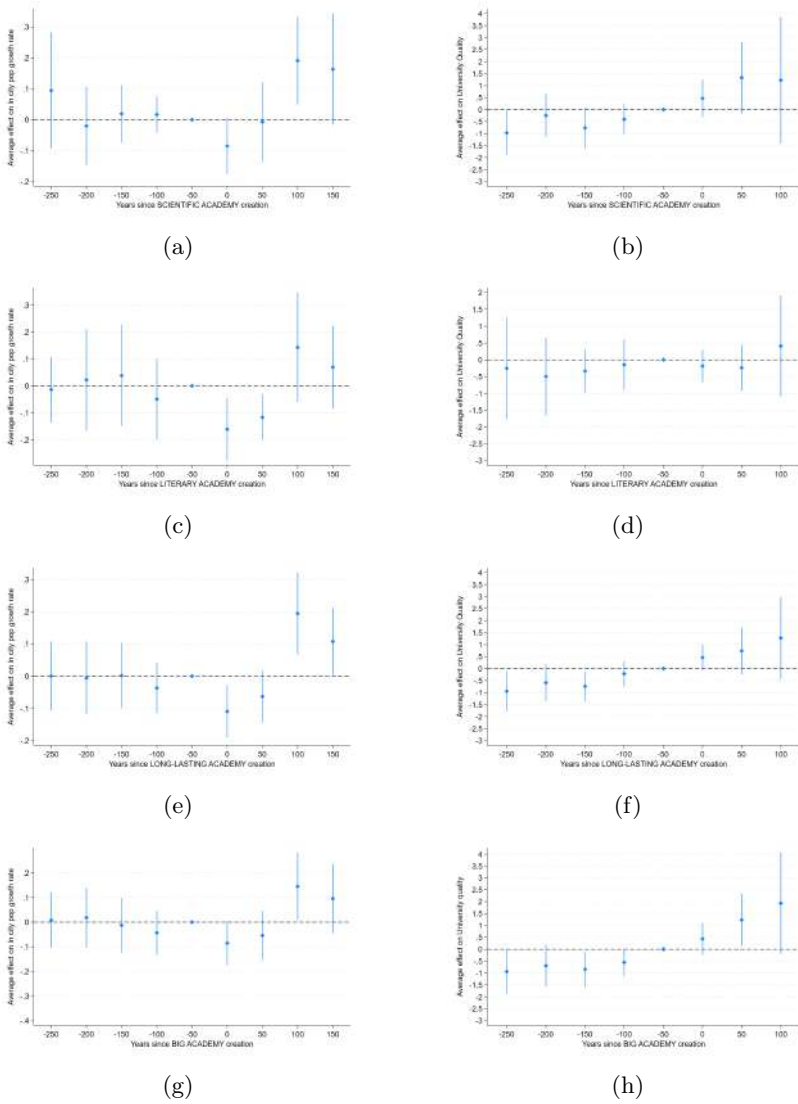


**Fig. J30** Effect of creating (a - b) a scientific academy, (c - d) a literary academy, (e - f) a long-lasting academy, and (g - h) a big academy; estimated with Sun and Abraham (2021). Control group: never-treated. Dependent variable: population growth rate on the left column, and quality of universities on the right column. Leaving Paris out from the sample.

### J.3 Leaving France out

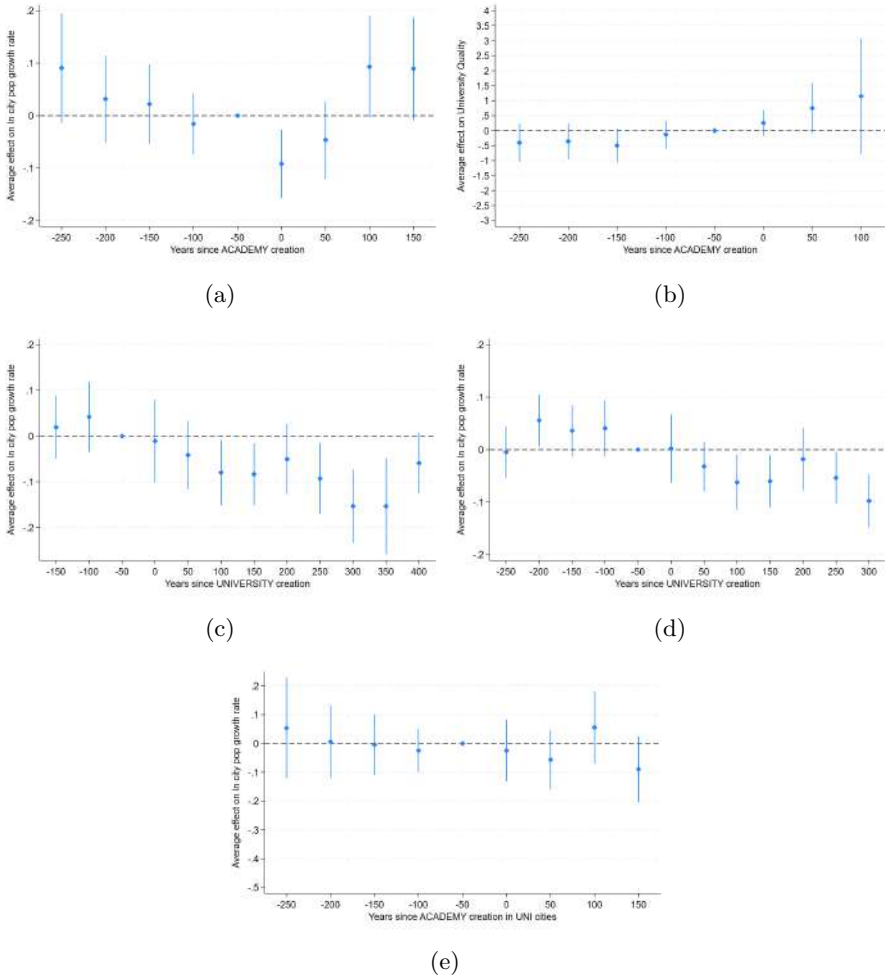


**Fig. J31** Effect of creating (a) an academy on population growth rate, (b) an academy on the quality of universities, (c) a university on population growth rate, and (d) an academy in cities that hosted a university at least once; estimated with Sun and Abraham (2021). Control group: never-treated. Leaving France out from the sample.

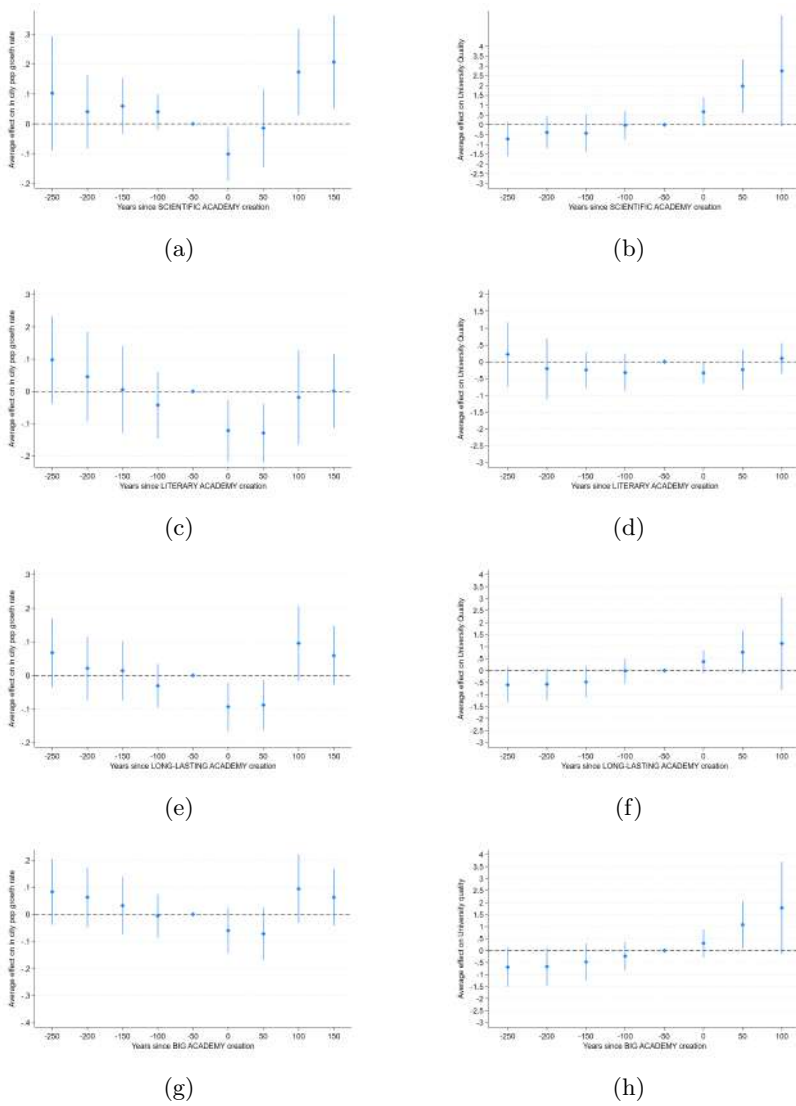


**Fig. J32** Effect of creating (a - b) a scientific academy, (c - d) a literary academy, (e - f) a long-lasting academy, and (g - h) a big academy; estimated with Sun and Abraham (2021). Control group: never-treated. Dependent variable: population growth rate on the left column, and quality of universities on the right column. Leaving France out from the sample.

### J.4 Leaving Italy out

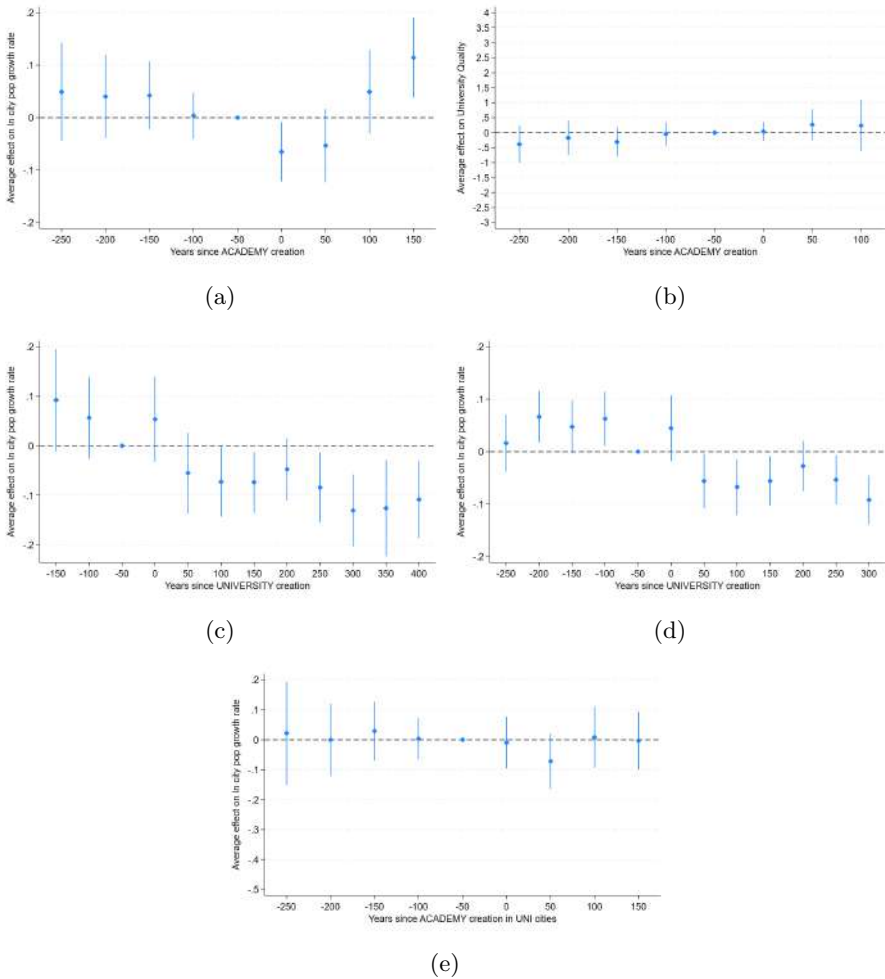


**Fig. J33** Effect of creating (a) an academy on population growth rate, (b) an academy on the quality of universities, (c) a university on population growth rate, and (d) an academy in cities that hosted a university at least once; estimated with Sun and Abraham (2021). Control group: never-treated. Leaving Italy out from the sample.

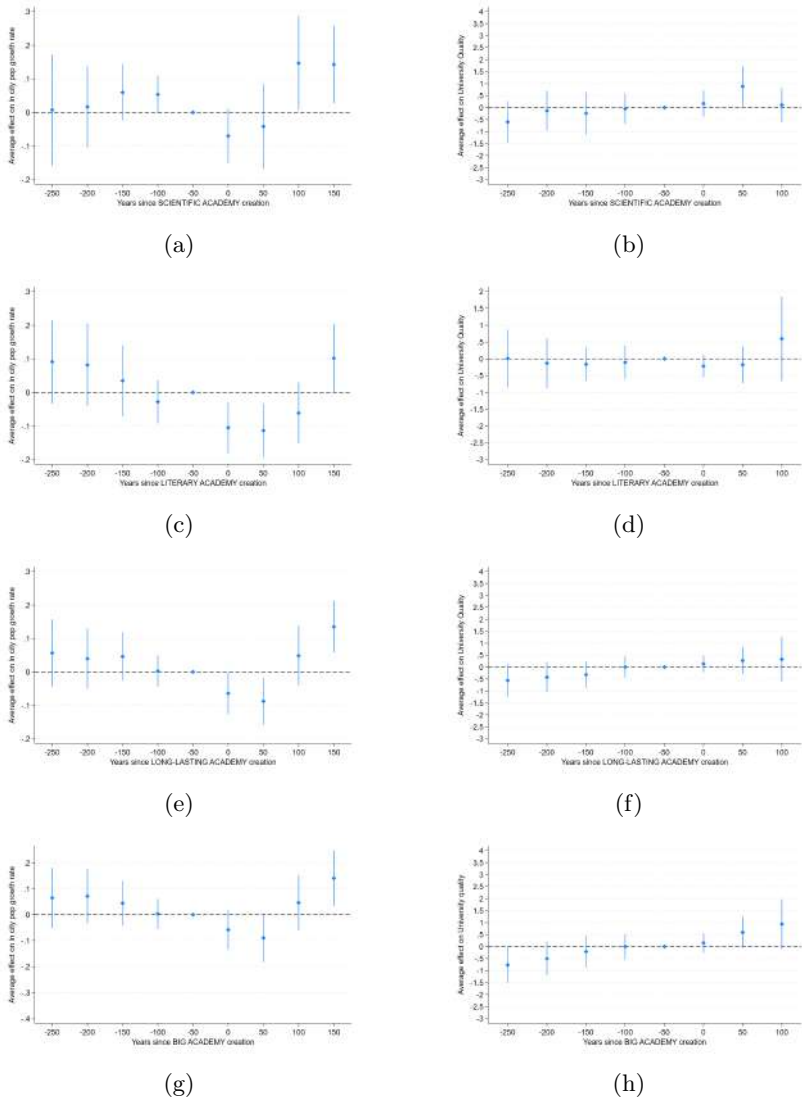


**Fig. J34** Effect of creating (a - b) a scientific academy, (c - d) a literary academy, (e - f) a long-lasting academy, and (g - h) a big academy; estimated with Sun and Abraham (2021). Control group: never-treated. Dependent variable: population growth rate on the left column, and quality of universities on the right column. Leaving Italy out from the sample.

### J.5 Leaving Germany out



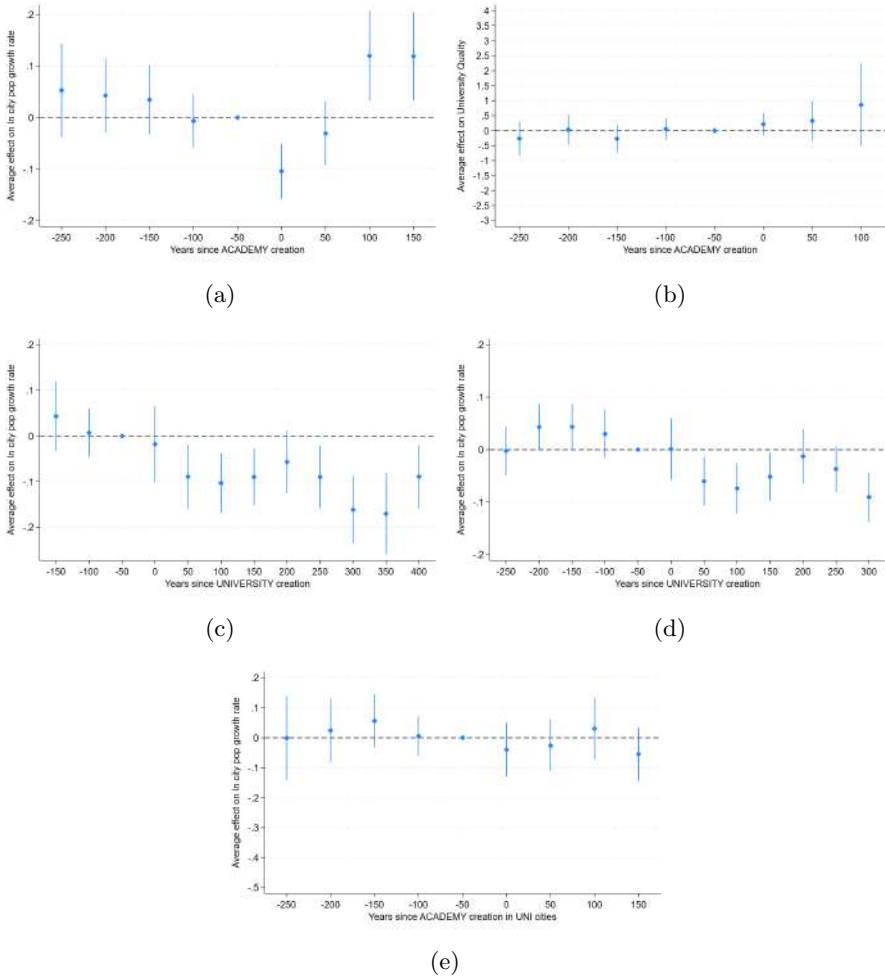
**Fig. J35** Effect of creating (a) an academy on population growth rate, (b) an academy on the quality of universities, (c) a university on population growth rate, and (d) an academy in cities that hosted a university at least once; estimated with Sun and Abraham (2021). Control group: never-treated. Leaving Germany out from the sample.



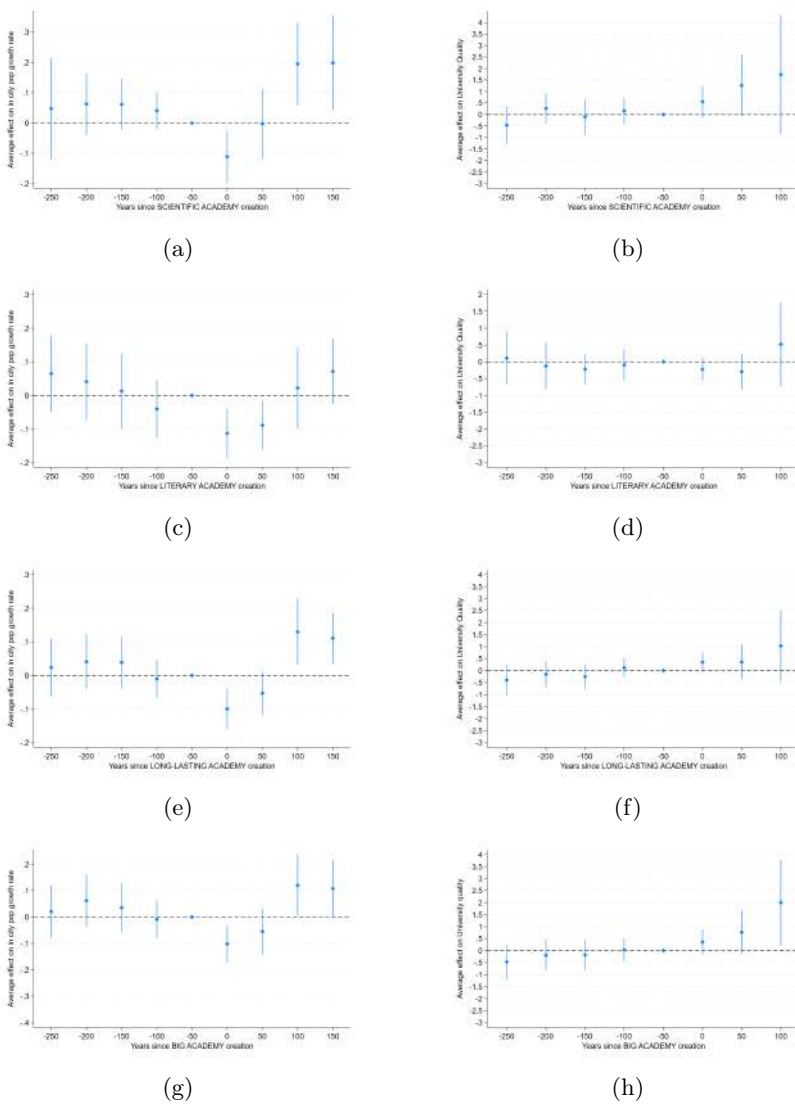
**Fig. J36** Effect of creating (a - b) a scientific academy, (c - d) a literary academy, (e - f) a long-lasting academy, and (g - h) a big academy; estimated with Sun and Abraham (2021). Control group: never-treated. Dependent variable: population growth rate on the left column, and quality of universities on the right column. Leaving Germany out from the sample.



## J.6 Leaving GB out

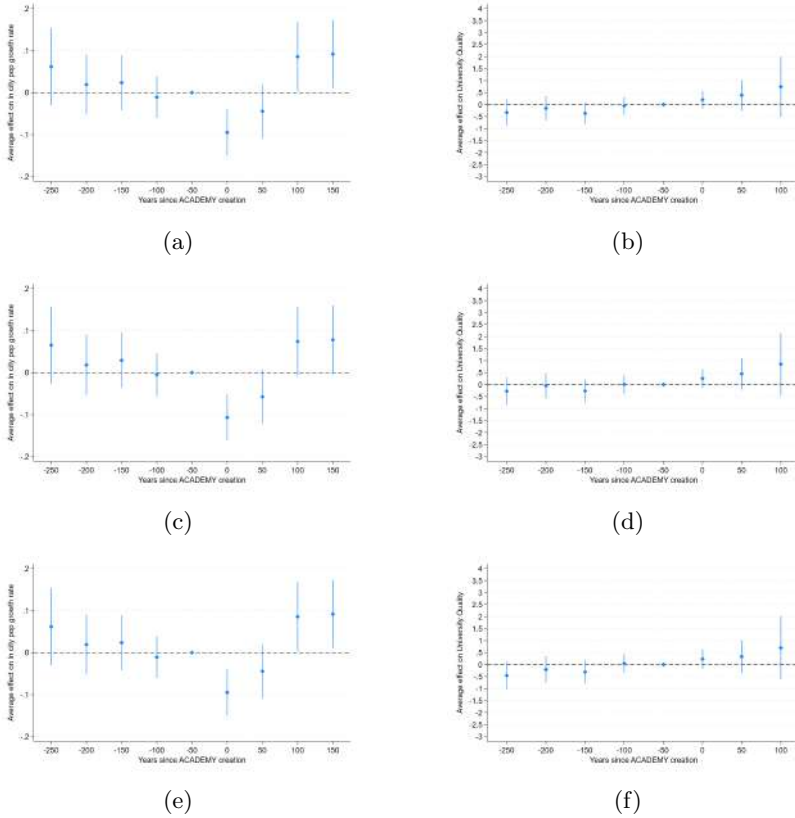


**Fig. J37** Effect of creating (a) an academy on population growth rate, (b) an academy on the quality of universities, (c) a university on population growth rate, and (d) an academy in cities that hosted a university at least once; estimated with Sun and Abraham (2021). Control group: never-treated. Leaving GB out from the sample.

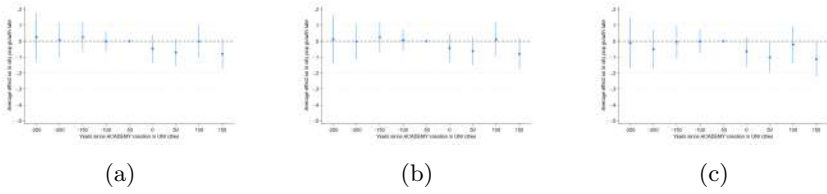


**Fig. J38** Effect of creating (a - b) a scientific academy, (c - d) a literary academy, (e - f) a long-lasting academy, and (g - h) a big academy; estimated with Sun and Abraham (2021). Control group: never-treated. Dependent variable: population growth rate on the left column, and quality of universities on the right column. Leaving GB out from the sample.

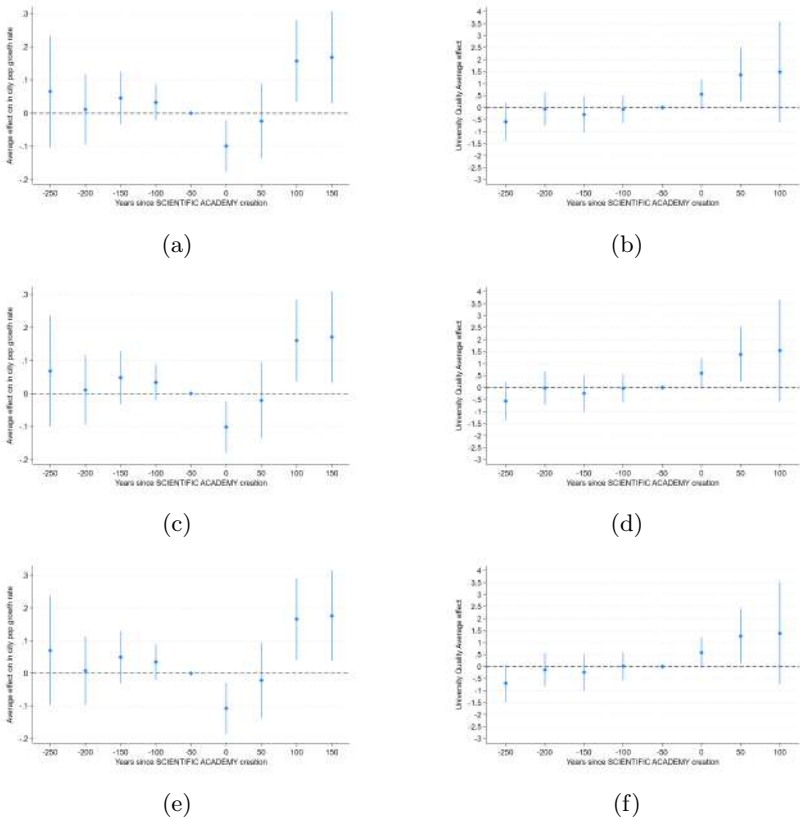
## Appendix K Local effects: dropping cities within 50-100-150 km radius



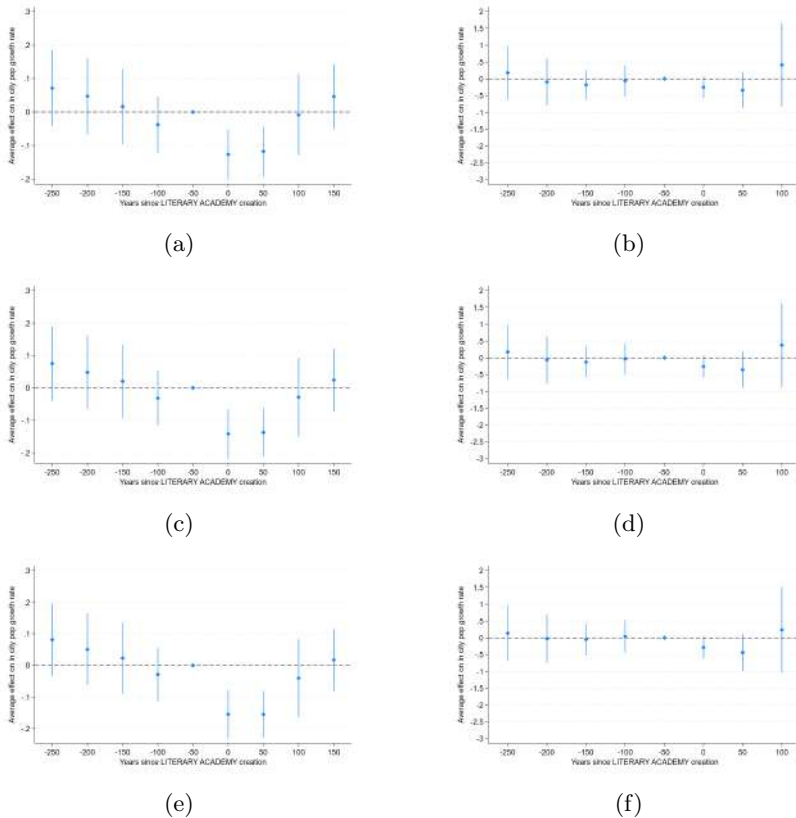
**Fig. K39** Effect of creating an academy excluding cities (a - b) within 50 km, (c - d) within 100, (e - f) within 150km; estimated with Sun and Abraham (2021). Control group: never-treated. Dependent variable: population growth rate on the left column, and quality of universities on the right column.



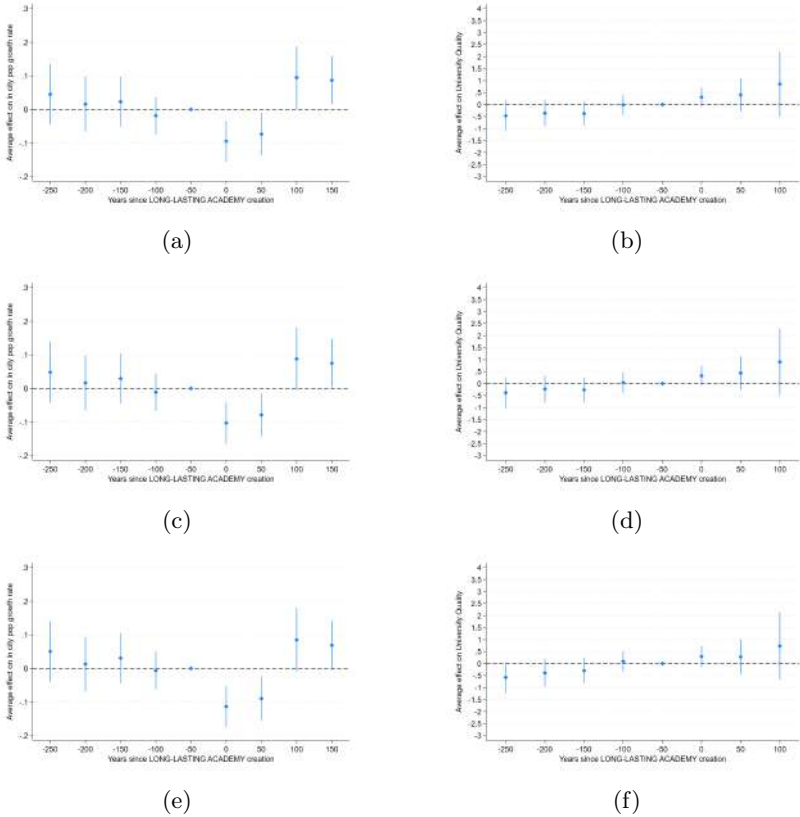
**Fig. K40** Effect of creating an academy in cities that ever had a university, excluding cities (a) within 50 km, (b) within 100, (c) within 150km; estimated with Sun and Abraham (2021). Control group: never-treated. Dependent variable: population growth rate.



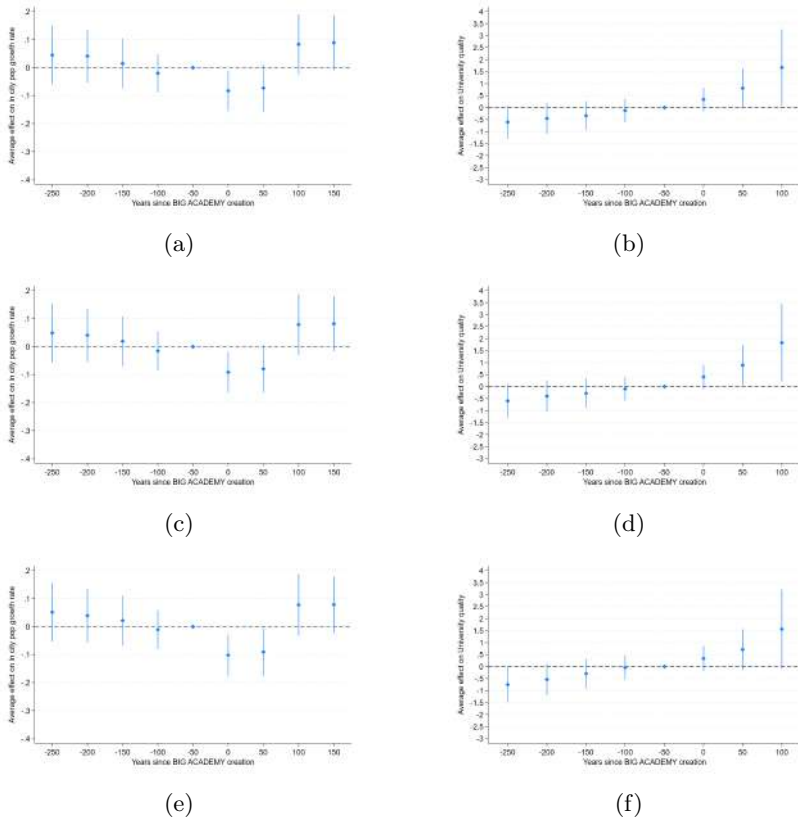
**Fig. K41** Effect of creating a scientific academy excluding cities (a - b) within 50 km, (c - d) within 100, (e - f) within 150km; estimated with Sun and Abraham (2021). Control group: never-treated. Dependent variable: population growth rate on the left column, and quality of universities on the right column.



**Fig. K42** Effect of creating a literary academy excluding cities (a - b) within 50 km, (c - d) within 100, (e - f) within 150km; estimated with Sun and Abraham (2021). Control group: never-treated. Dependent variable: population growth rate on the left column, and quality of universities on the right column.



**Fig. K43** Effect of creating a long-lasting academy excluding cities (a - b) within 50 km, (c - d) within 100, (e - f) within 150km; estimated with Sun and Abraham (2021). Control group: never-treated. Dependent variable: population growth rate on the left column, and quality of universities on the right column.



**Fig. K44** Effect of creating a big academy excluding cities (a - b) within 50 km, (c - d) within 100, (e - f) within 150km; estimated with Sun and Abraham (2021). Control group: never-treated. Dependent variable: population growth rate on the left column, and quality of universities on the right column.

# INSTITUT DE RECHERCHE ÉCONOMIQUES ET SOCIALES

Place Montesquieu 3  
1348 Louvain-la-Neuve

ISSN 1379-244X D/2024/3082/12