




15.00 credits

30.0 h

Q2

Teacher(s)	Lejeune Christophe ;
Language :	English
Place of the course	Louvain-la-Neuve
Main themes	<p>Business projects are designed as a real life learning experience for students. International student teams, comparable to consultancy teams, solve a real-life business problem supervised by both a corporate and an academic supervisor. CEMS Business Project is expected to represent 50% of each student's workload during the Spring Semester.</p> <p>After a kick-off meeting with the company and the academic supervisor, students work in groups on a specific business project autonomously. Students manage their project and interactions directly with a company. They may require advices and guidance by the academic supervisor, to discuss and clarify any issue faced during the implementation of the business project. A mid-term meeting is formally planned with the academic supervisor, just as regular progress reports and timesheets are required from students, according to a pre-established calendar.</p>
Learning outcomes	<p>At the end of this learning unit, the student is able to :</p> <p><i>During their programme, students of the LSM Master's in management or Master's in Business engineering will have developed the following capabilities :</i></p> <p>4.1. Identify new opportunities, propose creative and useful ideas; insituations that require new strategic approaches, break with existing models and paradigms, promote progress and change.</p> <p>4.2. Initiale, develop and implement ideas around a newproduct, service, processor organizational structure, having evaluated the risks and remain pragmatic.</p> <p>4.3. Integrate,collaborate and actively drive forward collective actions for change,and diffuse for social awareness.</p> <p>5.1. Understand the inner workings of an organization : develop a global approach and integrate the internal logic used within the organization</p> <p>5.2. Position and understand the functioning of an organization, in its local and international socio-economic dimensions and identify the associated strategic issues and operational decisions.</p> <p>5.3. Understand and establish their own role and scope for action, in the overall operation of the organization, while liaising with the various internal and external stakeholders.</p>
Evaluation methods	<p>Continuous evaluation</p> <ul style="list-style-type: none"> • Date: <i>No</i> • Type of evaluation: <i>Final outcome - Oral group presentation</i> • Comments: <i>No</i> <p>Evaluation week</p> <ul style="list-style-type: none"> • Oral: <i>No</i> • Written: <i>No</i> • Unavailability or comments: <i>No</i> <p>Examination session</p> <ul style="list-style-type: none"> • Oral: <i>No</i> • Written: <i>No</i> • Unavailability or comments: <i>No</i> <p>Students performance is evaluated along the following quality dimensions:</p> <ol style="list-style-type: none"> 1. Individual participation 2. Process management 3. Reflexive and critical thinking 4. Managerial quality 5. Methodological quality

Teaching methods	<p>Business projects are designed as a real life learning experience for students. International student teams, comparable to consultancy teams, solve a real-life business problem supervised by both a corporate and an academic supervisor. CEMS Business Project is expected to represent 50% of each student's workload during the Spring Semester.</p> <p>After a kick-off meeting with the company and the academic supervisor, students work in groups on a specific business project autonomously. Students manage their project and interactions directly with a company. They may require advices and guidance by the academic supervisor, to discuss and clarify any issue faced during the implementation of the business project. A mid-term meeting is formally planned with the academic supervisor, just as regular progress reports and timesheets are required from students, according to a pre-established calendar.</p>
Content	<p>Each group is required to write a final output (report and/or slide deck) and prepare an oral presentation (30-40 min). The final outputs are to be sent by email to the academic supervisor and the company at least one week before the scheduled oral presentation. The set of slides (ppt file) for the oral presentation can be sent by email on the day of the presentation.</p>
Faculty or entity in charge	CLSM

Programmes containing this learning unit (UE)				
Program title	Acronym	Credits	Prerequisite	Learning outcomes
Master [120] in Management [CEMS Programme]	GEST2M	15		
Master [120] in Management [CEMS Programme]	GESM2M	15		
Master [120] : Business Engineering [CEMS Programme]	INGE2M	15		
Master [120] : Business Engineering [CEMS Programme]	INGM2M	15		