




En raison de la crise du COVID-19, les informations ci-dessous sont susceptibles d'être modifiées, notamment celles qui concernent le mode d'enseignement (en présentiel, en distanciel ou sous un format comodal ou hybride).

5 crédits	30.0 h	Q2
-----------	--------	----

Enseignants	Parienté William ;
Langue d'enseignement	Anglais
Lieu du cours	Louvain-la-Neuve
Thèmes abordés	The course proposes an up-to-date presentation of methods to model, analyse and test continuous, discrete and partially observed (censored or truncated) cross section and panel data models. For panel data models, both static and dynamic approaches are considered. The course includes an introduction to the treatment of sample selection and attrition. If time permits, some variable open topics such as multinomial and ordered response models, semi-parametric approaches to static models and non-stationary panels can be included in the course according. Econometric modelling and statistical inference are presented at an advanced level. The course also includes an introduction to an econometric software (such as Stata®), which is used to illustrate all methods through applications.
Acquis d'apprentissage	<p>This course focuses on the analysis of cross section and panel data. Cross section data refer to a large number of sample units (individuals, firms, ...) at a given instant of time. Panel data refer to the repeated observation of sample units over time. In this course we limit the analysis to panels with a large number of sample units that are followed over a limited number of time periods. The objective of the course is to give the student a firm understanding of the workings of certain methods and a background for developing new methods. In addition, students should learn to implement certain methods by running econometric software programmes on data sets coming from published work. As such, the course in-tends to provide the necessary background both for the applied researcher who wants to uncover some causal relationship between two variables and for the theoretical researcher aiming at the development of new estimation methods.</p> <p>-----</p> <p><i>La contribution de cette UE au développement et à la maîtrise des compétences et acquis du (des) programme(s) est accessible à la fin de cette fiche, dans la partie « Programmes/formations proposant cette unité d'enseignement (UE) ».</i></p>
Contenu	Contents: 1) Introduction. The nature of panel data. 2) Linear, static model for panel data. Estimating System of Equations by OLS and GLS. Modelling individual heterogeneity. Fixed effect, Random effect models. Specification test. First difference methods. Random effect with correlated unobserved effect. The approach of Mundlak and Chamberlain. The GMM approach (Hausman and Taylor types of estimator) 3) Linear, dynamic model for panel data. The bias of usual estimators. Estimator of Anderson-Hsiao, estimator of Arellano-Bond, estimator of Blundell-Bond. 4) Discrete panel data. Refreshing on multiple response model. Random effect models for a binary dependent variable. Fixed effect models. Incidental parameter problem. 5) Limited dependent variable and selection models. Truncated/censored data. Tobit I, II and III models. Attrition and selection bias. Random effect Tobit model. Fixed effect in truncated regression
Autres infos	Advanced econometrics I A take home exam consisting of an empirical implementation of methods covered during the lectures, and an oral exam. No specific support. Some mandatory readings from the literature in microeconometrics.
Faculté ou entité en charge:	ECON

<b>Programmes / formations proposant cette unité d'enseignement (UE)</b>				
Intitulé du programme	Sigle	Crédits	Prérequis	Acquis d'apprentissage
Master [120] en sciences économiques, orientation générale	ECON2M	5		
Master [60] en sciences économiques, orientation générale	ECON2M1	5		
Master [120] en sciences économiques, orientation économétrie	ETRI2M	5		
Master [120] en statistique, orientation générale	STAT2M	5		