




4 credits

40.0 h

Q2

Teacher(s)	Clapuyt Philippe ;Dupont Michaël ;Jamar François coordinator ;Lichtherte Sébastien ;Sterpin Edmond ;Vaandering Aude ;VANNESTE Françoise ;
Language :	French
Place of the course	Bruxelles Woluwe
Main themes	Unsealed sources: specific operational radioprotection; problems in a TEP unit, international recommendations and specific legislation; quality control; dose to patient evaluation (advanced discussions) ; dose optimisation ; conditions for hospitalisation and waste disposal (type of instructions, new radioprotection techniques, special paediatric questions). Radiotherapy: specific operational radioprotection; legislation and international norms ; quality control and quality assurance program ; evaluation and optimisation of dose to patient (advanced discussion) ; new techniques in radioprotection ; specific paediatric question ; sealed sources in brachytherapy ; procedures for loading and unloading sources ; quality control and source storage conditions ; type of instructions to the patients. Imaging: specific operational radioprotection; legislation and international norms ; quality control and quality assurance program ; evaluation and optimisation of dose to patient (advanced discussion) ; new techniques in radioprotection ; specific paediatric question Detailed regulation for control/ European directives. PS : part of RPR2120 (Evaluation of the risk of radioactive rejections in the environment in normal and accidental situation and emergency plans for the nuclear risks) must be followed as prerequisite : iodine administration in the event of nuclear accident.
Aims	<i>The contribution of this Teaching Unit to the development and command of the skills and learning outcomes of the programme(s) can be accessed at the end of this sheet, in the section entitled "Programmes/courses offering this Teaching Unit".</i>
Faculty or entity in charge	CRPR

<b>Programmes containing this learning unit (UE)</b>				
Program title	Acronym	Credits	Prerequisite	Aims
	<a href="#">RCPA9CE</a>	4		
	<a href="#">RPHY9CE</a>	4		
Specialised master in radiotherapy-oncology	<a href="#">RDTH2MC</a>	4		
Master [120] in Physics	<a href="#">PHYS2M</a>	4		