




3 credits

15.0 h + 15.0 h

Q2

Teacher(s)	Gallez Bernard coordinator ;Vander Borght Thierry ;
Language :	French
Place of the course	Bruxelles Woluwe
Main themes	Introduction to the use of radioisotopes : tracer, applications in vitro (pharmacology, RIA) and in vivo (with comparison to other imaging modalities) Preparation of radiolabelled molecules : nuclear reactions (neutron activation, charged particles, fission, generators), radiochemistry Two examples illustrated from the nuclear reaction, radiochemistry, pharmaceutical conditioning, quality controls, and use in nuclear medicine (+ comparison/ integration of other modalities for the diagnosis assessment) : - 99mTc generator, diphosphonate kits for the use in bone scintigraphy - 18F-fluorodeoxyglucose and applications in PET oncology
Aims	<p>1 Answer to three fundamental questions : why and how to use a radioactive isotope, and how to prepare it ?</p> <p>----</p> <p><i>The contribution of this Teaching Unit to the development and command of the skills and learning outcomes of the programme(s) can be accessed at the end of this sheet, in the section entitled "Programmes/courses offering this Teaching Unit".</i></p>
Faculty or entity in charge	CRPR

Programmes containing this learning unit (UE)				
Program title	Acronym	Credits	Prerequisite	Aims
	RPHY9CE	3		
Master [120] in Biomedical Engineering	GBIO2M	3		
	RFAR9CE	3		
Master [120] in Physics	PHYS2M	3		