




3 credits

25.0 h + 5.0 h

Teacher(s)	Coche Emmanuel ;Jamar François ;Lhommel Renaud ;Michoux Nicolas coordinator ;Vande Berg Bruno ;
Language :	French
Place of the course	Bruxelles Woluwe
Main themes	In this annual course, the technology and the use of the diverse imaging methods are discussed. Films, videos and numerical slides presentations are used, and medical equipments are presented.
Aims	<p>1 To offer to students in radiology the specialized knowledge about the methods of medical imaging. The technology and the cost-effectiveness of each radiological method will be underscored.</p> <p>-----</p> <p><i>The contribution of this Teaching Unit to the development and command of the skills and learning outcomes of the programme(s) can be accessed at the end of this sheet, in the section entitled "Programmes/courses offering this Teaching Unit".</i></p>
Evaluation methods	Physicists : critical analysis of a scientific paper + MCQ test Physicians : MCQ test
Teaching methods	Courses can be downloaded at : <a href="http://uclimaging.be/ecampus/option_01.htm">http://uclimaging.be/ecampus/option_01.htm</a>
Content	- Technology and practical use of conventional Xrays (including numeric radiology), sonography, computed tomography, magnetic resonance imaging and nuclear medicine (including positron emission tomography). - Characteristics of contrast agents - Accidents related to radiological procedures - Quality control in medical imaging - Information technology - Relations with patients and staff
Inline resources	<a href="http://uclimaging.be/ecampus/option_01.htm">http://uclimaging.be/ecampus/option_01.htm</a>
Bibliography	Guide des technologies de l'imagerie médicale et de la Radiothérapie (Ed. Masson, JP Dillenseger, E. Moerschel)
Other infos	Examination consisting in multiple choice questions
Faculty or entity in charge	MED

<b>Programmes containing this learning unit (UE)</b>				
Program title	Acronym	Credits	Prerequisite	Aims
Master [180] in Medecine	<a href="#">MD2M</a>	3		
	<a href="#">RXU2CE</a>	3		
	<a href="#">RPHY9CE</a>	3		
Master [120] in Physics	<a href="#">PHYS2M</a>	3		